

SEGA<sup>®</sup> PC

# PUZZLE PACK

Dr. Robotnik's  
Mean Bean Machine

Lose Your  
Marbles

Columns III

Windows<sup>®</sup> 95  
and  
Windows<sup>®</sup> 98  
PC CD-ROM



3 SEGA<sup>®</sup>  
CLASSIC  
HITS



85091

# WARNINGS

## Read Before Using Your Sega Entertainment CD-ROM

### **EPILEPSY WARNING**

A very small percentage of individuals may experience epileptic seizures when exposed to certain light patterns of flashing lights. Exposure to certain patterns or backgrounds on on monitors or television screens while playing games on a computer may induce an epileptic seizure in these individuals. Certain conditions may induce undetected epileptic symptoms even in persons who have no history of prior seizures or epilepsy. If you, or anyone in your family, has an epileptic condition, consult your physician prior to playing. If you experience any of the following symptoms while playing a CD-ROM game—dizziness, altered vision, eye or muscle twitches, loss of awareness, disorientation, any involuntary movement or convulsions - IMMEDIATELY discontinue use and consult your physician before resuming play.

### **HANDLING YOUR COMPACT DISC**

- The PC compact disc is intended for use exclusively on IBM compatible systems with the minimum configurations as specified on the system requirements of the game purchased. Avoid bending the disc. Do not touch, smudge or scratch its surface.
- Do not leave the disc in direct sunlight or near a radiator or other source of heat.
- Always store the disc in its protective case.

## CHECK OUT SEGA ON THE INTERNET



web site: <http://www.sega.com>  
email: [segapc@sega.com](mailto:segapc@sega.com)  
CompuServe: GO SEGA

## GAMEPLAY ASSISTANCE

For the ultimate in insider gameplay information, Sega offers Strategy Guides for the hottest Sega titles, containing complete walk-throughs, strategies, secrets and codes. To order, call **1-800-USA-SEGA**, visit the Sega Store @ <http://www.sega.com>, or order directly from a 900 gameplay counselor.

**1-900-200-SEGA**



Learn **SEGA** game secrets  
from the masters. Call Now.

U.S.: 1-900-200-SEGA \$ .95/min (recorded), \$1.50/min (live)  
Must be 18 or have parental permission.  
TDD Phone required. Sega of America  
Canada: 1-900-451-5252 US \$1.50/min (recorded/live)

For customer service and technical support needs, go to [www.sega.com/support](http://www.sega.com/support) or call Sega at: **1-925-371-3131**

For French instructions, please call / Instructions en français, téléphoner au: **1-800-872-7342**

# Contents

System Requirements	1	Credits	8
Installation & Start Up	2		
Default Game Controls	3		
Dr. Robotnik	4		
Columns III	5		
Lose Your Marbles	6		
Technical Support	7		

## System Requirements

<b>CPU:</b>	Intel Pentium® 133MHz or higher AMD K5® 133MHz or higher Cyrix 6X86® 133MHz or higher
<b>OS:</b>	Windows® 95 or Windows® 98
<b>CD-ROM:</b>	1X (single-speed) CD-ROM drive or higher
<b>Memory:</b>	16MB RAM
<b>Graphics:</b>	SVGA 256 colors or higher video card
<b>Sound:</b>	Sound Blaster™ or compatible sound card
<b>Peripherals:</b>	Keyboard, Windows 95/98 compatible joysticks or game pads

## Installation & Start up

The first time you insert the CD-ROM...

1. The **SEGA PUZZLE PACK** Game Selection Screen will appear with three graphics representing each game.
  - Click the graphic representing the game you wish to play and double-click it to begin the installation process for that game.

*Note: If the SEGA PUZZLE PACK Game Selection Screen does not appear, Double click on the "My Computer" Icon, Right mouse click on your CD-ROM drive, choose "open", and then double click on the "Run3in1.exe" program icon.*

2. **SEGA PUZZLE PACK** uses Direct X.

- If you already have Direct X installed, choose the "DO NOT INSTALL DIRECT X" option.
- If you do not have Direct X installed, choose the "INSTALL DIRECT X" option.

*Note: Direct X is known to overwrite certain video drivers and sound drivers improperly. If you experience any sound or graphical problems with SEGA PUZZLE PACK, please refer to the online Help file.*

3. The installation process loads the appropriate drivers for your video card and sound card. The Setup program creates an item in the program group in the Start Menu each of the three games, including a shortcut to each of the game's programs.
4. To access each game, click on the Start Menu, then move the mouse over PROGRAMS -> LOSE YOUR MARBLES (example).

### ONLINE HELP

To see the FULL VERSIONS of the Help files for all **SEGA PUZZLE PACK** games, look under your Start Bar, under **PUZZLE PACK**. The Help files also include thorough explanations of the controller functions.

# Default Game Controls

## Keyboard - Single User setting

Command	Player 1
Start	Enter key
Up	Up arrow
Down	Down arrow
Left	Left arrow
Right	Right arrow
A Button	A key
B Button	S key
C Button	D key

## Keyboard - Dual User setting

Command	Player 1	Player 2
Start	Enter key	Spacebar
Up	Cursor up	H key
Down	Cursor down	B key
Left	Cursor left	V key
Right	Cursor right	N key
A Button	Del key	A key
B Button	End key	S key
C Button	Pg Dn key	D key

## Gamepad



### Sidewinder Command

### Other Gamepads

Start	Button 4 or 9
Up	D-Pad up
Down	D-Pad down
Left	D-Pad left
Right	D-Pad right
A Button	Button 1
B Button	Button 2
C Button	Button 3

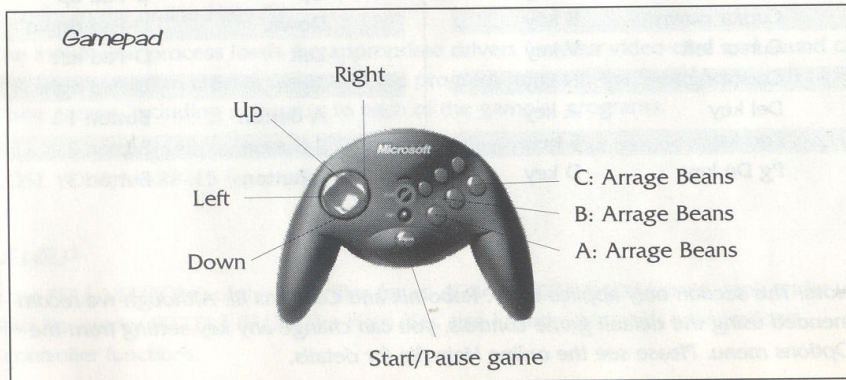
*Note: This section only applies to Dr. Robotnik and Columns III. Although we recommended using the default game controls, you can change any key setting from the Options menu. Please see the online Help file for details.*

## These Beans Need Your Help!

### Keyboard - Single User

### Dual Users

Command	Player 1	Command	Player 1	Player 2
Start/Pause game	Enter key	Start/Pause game	Enter key	Spacebar
Up	Up arrow	Up	Cursor up	H key
Down	Down arrow	Down	Cursor down	B key
Left	Left arrow	Left	Cursor left	V key
Right	Right arrow	Right	Cursor right	N key
Arrage Beans	A key	Arrage Beans	Del key	A key
Arrage Beans	S key	Arrage Beans	End key	S key
Arrage Beans	D key	Arrage Beans	Pg Dn key	D key
Puzzle Pack menu	Esc key	Puzzle Pack menu	Esc key	Esc key



Note: This page shows the default controls. You may have reconfigured your controls from the Option menu. For more information on Dr. Robotnik, check out the online Help file.

# Columns III

Match up jewels with skill and strategy. The further you go, the harder it gets!

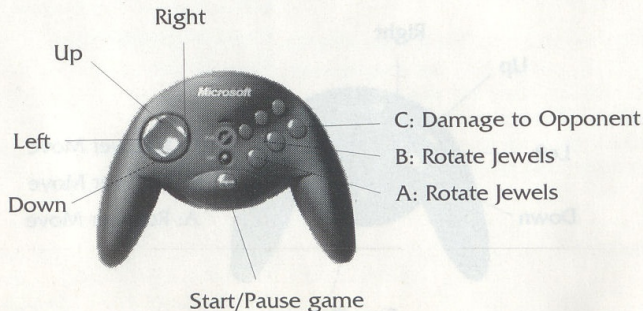
## Keyboard - Single User

Command	Player 1
Start/Pause game	Enter key
Up	Up arrow
Down	Down arrow
Left	Left arrow
Right	Right arrow
Rotate Jewels	A key
Rotate Jewels	S key
Damage to Opponent	D key
Puzzle Pack menu	Esc key

## Dual Users

Command	Player 1	Player 2
Start/Pause game	Enter key	Spacebar
Up	Cursor up	H key
Down	Cursor down	B key
Left	Cursor left	V key
Right	Cursor right	N key
Rotate Jewels	Del key	A key
Rotate Jewels	End key	S key
Damage to Opponent	Pg Dn key	D key
Puzzle Pack menu	Esc key	Esc key

## Gamepad



Note: This page shows the default controls. You may have reconfigured your controls from the Option menu. For more information on Columns III, check out the online Help file.

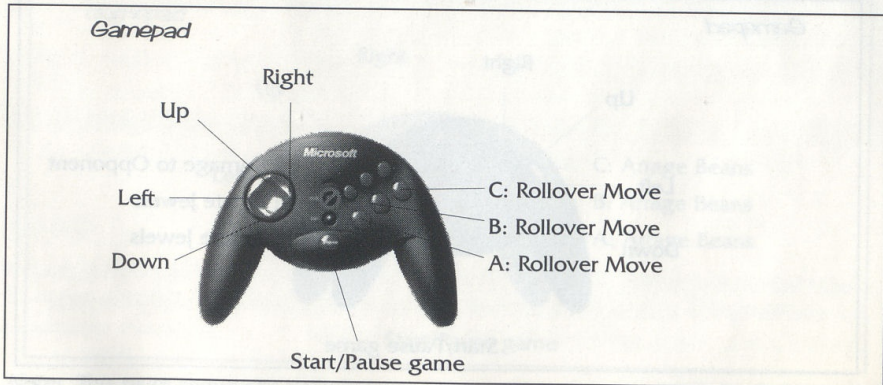
## Get Ready to Lose Your Marbles!

### 1 Player Mode

Command	Player 1
Start/Pause game	ESC key
Up	Up arrow
Down	Down arrow
Left	Left arrow
Right	Right arrow
Rollover Move	Spacebar

### 2 Player Mode

Command	Player 1	Player 2
Start/Pause game	ESC key	ESC key
Up	Up arrow	D key
Down	Down arrow	S key
Left	Left arrow	A key
Right	Right arrow	W key
Rollover Move	CTRL key	Space bar



Note: This page shows the default controls. You may have reconfigured your controls from the Option menu. For more information on *Lose Your Marbles*, check out the online Help file.



## Technical Support

If you require technical support, please go to our website at [www.sega.com](http://www.sega.com) and access our online troubleshooting and frequently asked questions section. If you require additional technical support, you can email us at [segapc@sega.com](mailto:segapc@sega.com) or call our technical support line at 1-925-371-3131. Please note that this number is a toll call and that long distance charges may apply. Gamers under 18, please check with your parents before calling for technical support.

# CHECK OUT OTHER GREAT PC GAMES FROM SEGA!



For more information or to buy now visit our website or call us!

[www.sega.com](http://www.sega.com)  
1-800-USA-SEGA

Sega is a registered trademark in the U.S. Patent Office. Sega of America, Sonic Spinball, Columns, Outrun, Golden Axe, Altered Beast, Revenge of Shinobi, Vectorman, Phantasy Star 2, Sonic, Knuckles, Baku Baku and all other related characters and indicia are trademarks of SEGA. Garfield © PAWS. Windows is a registered trademark of Microsoft Corporation. Pentium is a registered trademark of Intel Corporation. Sound Blaster is a registered trademark of Creative Labs, Inc. Cyril is a registered trademark of Cyril Corporation, a subsidiary of National Semiconductor Corporation. AMD, K5, and combinations thereof, are trademarks of Advanced Micro Devices, Inc. Sega. © 1999 SEGA of America, P.O. Box 7654, San Francisco, CA 94120-7654. All rights reserved. Made and printed in the USA.

**SEGA**