


# Coming Soon!

SEGA  
**GENESIS**  
16-BIT CARTRIDGE




- High Definition Graphics
- 9 Channel Stereo Sound
- 9 Levels of Adventure and Action
- 16 Bit Game Play
- 8 Megabit Cartridge

Razor  
Soft™

7416 N. Broadway • Oklahoma City, OK 73116  
MANUFACTURED FOR PLAY ON THE SEGA™ GENESIS™ SYSTEM.

SEGA and GENESIS are trademarks of Sega Enterprises Ltd.  
RAZORSOFT™ and STORMLORD™ are trademarks of RAZORSOFT, INC.

PRINTED IN U.S.A.  
© 1990 RAZORSOFT INC.



**STORMLORD**

**INSTRUCTION MANUAL**

Notice: To begin Level 1, move left to key.



# STORMLORD™



RazorSoft is a division of RazorSoft International, Inc.  
This game is manufactured for play on the  
SEGA GENESIS SYSTEM.

SEGA AND GENESIS are trademarks of  
SEGA Enterprises Ltd.


©1990 RAZORSOFT, INC.  
LICENSED FROM HEWSON CONSULTANTS, LTD.  
ADAPTATION BY PUNK DEVELOPMENT



Dear Adventurer:

You are about to embark upon a journey into the worlds of StormLord, another technically superior product brought to you by your friends and fellow gamers at RazorSoft. As part of our commitment to provide you with the best in home video gaming, StormLord offers strategic gameplay, dazzling graphics, and awesome sound effects. Following closely at the heels of TechnoCop, the award winning mega hit, StormLord is a proud addition to the RazorSoft lineup.

Sincerely,



Kyle Shelley  
President

7416 N. Broadway, Oklahoma City, OK 73116

# CONTENTS

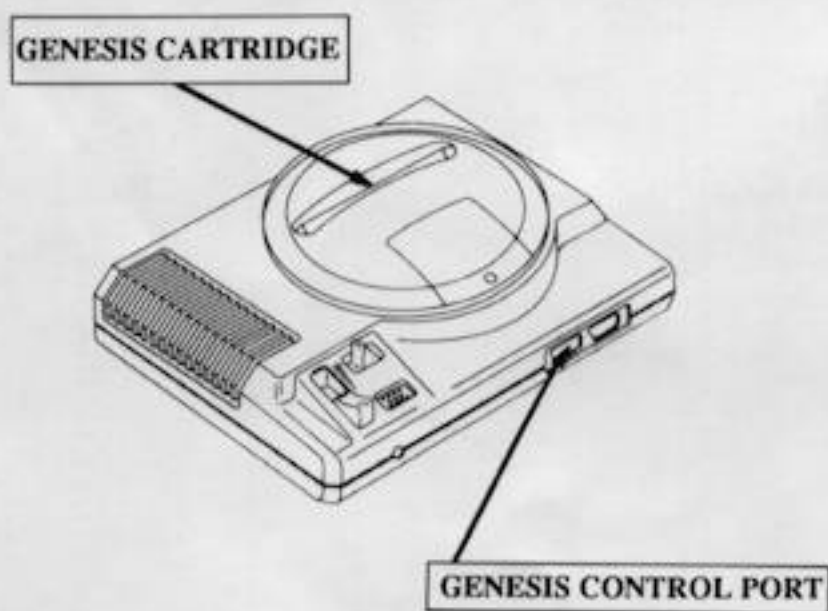
Loading Instructions/Starting Up	4
The Storm Brews	5
The Control Pad	6
Options	7
Bonus Levels	7
Continue Mode	7
Keeping Score	8
High Scores	9
Hints	10
Notes	11
What's Next?	Back Cover

# LOADING INSTRUCTIONS:

## Starting Up:

1. Make sure the power switch is OFF.
2. Insert the StormLord™ game cartridge in the Genesis System cartridge slot (shown below) as described in your GENESIS™ SYSTEM manual.
3. Turn the power switch ON. If nothing appears on the screen, re-check insertion.

**IMPORTANT:** Always make sure that the system is turned OFF when inserting or removing your Genesis™ cartridge. StormLord™ is designed for one player, so check to see that the Genesis™ Control Pad is connected properly to Control Port 1 on the Console.



**Warning to owners of projection televisions:** Still pictures or images may cause permanent picture-tube damage or mark the phosphor of the CRT. Avoid repeated or extended use of video games on large-screen projection televisions.

## THE STORM BREWS:



Prepare to enter worlds of terror, where daylight battles the darkened night. As thunder roars its ravenous call throughout the land, streaks of white hot lightning crackle through the dimly lit sky.

You, StormLord, have been summoned to the valley of the Enchanted Realm to rescue the entombed princesses captured by the Evil Rotting Crone.

As StormLord, you embark upon your most perilous journey. Only you possess the power and fury necessary to vanquish all who dare oppose you. Prepare to charge into battle with the Dreaded Draconian Fire Dogs. Thrust your mighty sword at Barbaric Killer Bees. Keep an eye out for Pearsbteh, the mutated man-munching moss, for they are hungrily eyeing you.

Rescue the entombed princesses hidden throughout the desolate world. Locate the treasures hidden within the labyrinth so the legend of StormLord will be told for centuries.

# THE CONTROL PAD:

Before you begin playing, learn which buttons prompt the moves and functions you will rely on during play.

**Directional Button  
(Button D)**



## BASIC FUNCTIONS

### **Directional Button (Button D)**

Press down to crouch, to move Stormlord left or right. Also may be used to control direction of StormLord's jump.

### **Start Button**

Press to start game. Press to bypass introduction and demo mode, also press to pause.

### **Button A**

Press to Jump.



### **Button B**

Press repeatedly to unleash magical throwing stars. Press and hold to discharge blazing swords of steel. You may fire from a standing, crouching, or jumping position.

### **Button C**

Press to pick up magical treasures. Press again to retrieve a different object from your chest of magical goodies.

## **OPTIONS:**

From the StormLord™ title screen, press down on the Directional button and press start to select the Options Menu. Once the Options Menu is displayed, use the Directional Button to select the option you wish to change. Pressing Button B will change the option you have selected. Press Button C to begin either Sound or Music Test. To exit options menu, press the Directional Button down to select EXIT and press Button C.

## **BONUS LEVELS:**

After conquering each world, a bonus round provides you with the opportunity to earn extra lives for ensuing challenges.

Rescue the falling princesses whose fiery fate lies directly below. The more princesses you save the more additional lives you will earn.



## **CONTINUE MODE:**

Continuous play may be activated a maximum of two times during play.



## KEEPING SCORE:

Game status and score are indicated at the bottom of the screen for easy reference during play.



Lives Remaining

Score

Entombed  
Fairy Princesses  
Remaining

Time Remaining

Carried Item

Fairy Princesses  
Freed

## **HIGH SCORES:**

To enter your high score, follow the following steps:

1. Use your directional pad (Button D) to scroll through the alphabet.
2. Upon viewing the letter you wish to enter, depress Button A to select the next letter.
3. Use your directional pad (Button D) to scroll through the letters, you may enter up to three letters.
4. Press Button C when finished to save your score and initials. Note: High scores will not be retained after power has been turned off.

## HINTS:

- The most obvious path to your destination is not always the correct one. To successfully begin your quest you must obtain the key at the left of the opening screen.

- Summon Thortos, your mighty winged companion, to help transport you throughout the valley.



- Be curious but cautious, for any object might be friend or foe.

- It's essential to make proper use of each magical treasure you gather in your journey.

- Determine which creatures must be avoided at all costs, and which ones must be eliminated.

- In your battles, you will find some creatures more difficult to destroy than others.

**NOTES:**

# WARRANTY:

RAZORSOFT, INC.  
90-DAY LIMITED WARRANTY  
(VALID ONLY IN U.S.A.)

RazorSoft, Inc. ("RazorSoft") warrants to the original consumer purchaser that this RazorSoft game cartridge product shall be free from defects in materials and workmanship for a period of ninety (90) days from the original date of purchase. If a defect covered by this warranty occurs during this ninety (90) day warranty period, RazorSoft will, at its option, repair or replace the defective game cartridge product, free of charge.

This limited warranty shall not apply if the RazorSoft game cartridge product has been damaged by unreasonable use, accident, negligence, service or modification by anyone other than by RazorSoft, or by any other causes unrelated to defective materials or workmanship.

To receive warranty service, call our Consumer Service Department at the following number:

(405) 843-3505

Our Consumer Service Department is in operation from 10:00 a.m. to 5:00 p.m. (Central Time), Monday through Friday. **DO NOT RETURN YOUR RAZORSOFT GAME CARTRIDGE PRODUCT TO YOUR RETAIL SELLER.**

If the RazorSoft technician is unable to solve the problem by phone, we will provide you with instructions on returning your defective RazorSoft game cartridge product to an authorized RazorSoft Service Center. Purchasers must prepay all delivery costs or shipping charges to return any defective RazorSoft product under this warranty policy. If you ship any such product, we suggest you package it securely (using the original packaging materials if possible) and insure it for value, as RazorSoft assumes no liability for any loss or damage occurring during shipment.

**EXCEPT FOR THE EXPRESS WARRANTY STATED ABOVE, RAZORSOFT MAKES NO OTHER WARRANTIES, WHETHER EXPRESSED OR IMPLIED, WITH RESPECT TO THIS RAZORSOFT PRODUCT. ALL IMPLIED WARRANTIES, INCLUDING THOSE OF MERCHANTABILITY AND FITNESS FOR A PARTICULAR PURPOSE ARE LIMITED TO THE DURATION OF THE EXPRESS WARRANTY SET FORTH ABOVE.**

The limited warranty set forth above constitutes the sole and exclusive remedy of the original consumer purchaser with respect to any defective RazorSoft product. In no event shall RazorSoft be liable for any costs of procurement of substitute goods, loss of profits, or any consequential, incidental, and/or other damages of any kind resulting from a breach of any applicable express or implied warranty, breach of any obligation arising from breach of any express or implied warranties.

The provisions of the foregoing warranty are valid in the United States of America only. The limited warranty set forth above gives you specific legal rights and you may also have other rights which vary from state to state. Some states do not allow limitations on how long an implied warranty lasts and/or do not allow the exclusion of incidental or consequential damages, so the limitation and exclusion set forth above may not apply to you.

Every reasonable effort has been made to ensure that RazorSoft game cartridge manuals and promotional materials accurately describe RazorSoft product specifications and capabilities at the time of publication. However, because of ongoing improvements and updating of RazorSoft products, RazorSoft cannot guarantee the accuracy of printed materials after the date of publication and disclaims liability for changes, errors, and omissions.