



US00D370237S

United States Patent [19]
Gilliam et al.

[11] **Patent Number:** **Des. 370,237**
[45] **Date of Patent:** ****May 28, 1996**

[54] **HAND-HELD GAME**

[75] Inventors: **Kenneth Gilliam**, Corte Madera; **Tim Mautz**, San Francisco; **Ira Velinsky**, Los Gatos, all of Calif.

[73] Assignee: **Sega Enterprises, Ltd.**, Tokyo, Japan

[**] Term: **14 Years**

[21] Appl. No.: **35,756**

[22] Filed: **Mar. 6, 1995**

[52] U.S. Cl. **D21/13**

[58] **Field of Search** **D21/48, 13, 1;**
273/148 B, 433-438, DIG. 28; D14/125, 126

[56] **References Cited**

U.S. PATENT DOCUMENTS

D. 318,884	8/1991	Kojo	D21/13
D. 342,762	12/1993	Wing	D21/13
D. 361,602	8/1995	Lee	D21/13
5,046,739	9/1991	Reichow	273/148 B
5,184,830	2/1993	Okada et al.	273/433
5,213,327	5/1993	Kitaue	273/148 B

OTHER PUBLICATIONS

Playthings, Apr. 1979, p. 28.

Playthings, Apr. 1980, p. 8.

Primary Examiner—Prabhakar G. Deshmukh

Attorney, Agent, or Firm—Dergosits & Noah

[57] **CLAIM**

The ornamental design for a hand-held game, as shown and described.

DESCRIPTION

FIG. 1 is a perspective view of a hand-held game showing our new design;

FIG. 2 is a top plan view of a hand-held game showing our new design;

FIG. 3 is a front elevational view thereof;

FIG. 4 is a rear elevational view thereof;

FIG. 5 is a right side elevational view thereof;

FIG. 6 is a left side elevational view thereof;

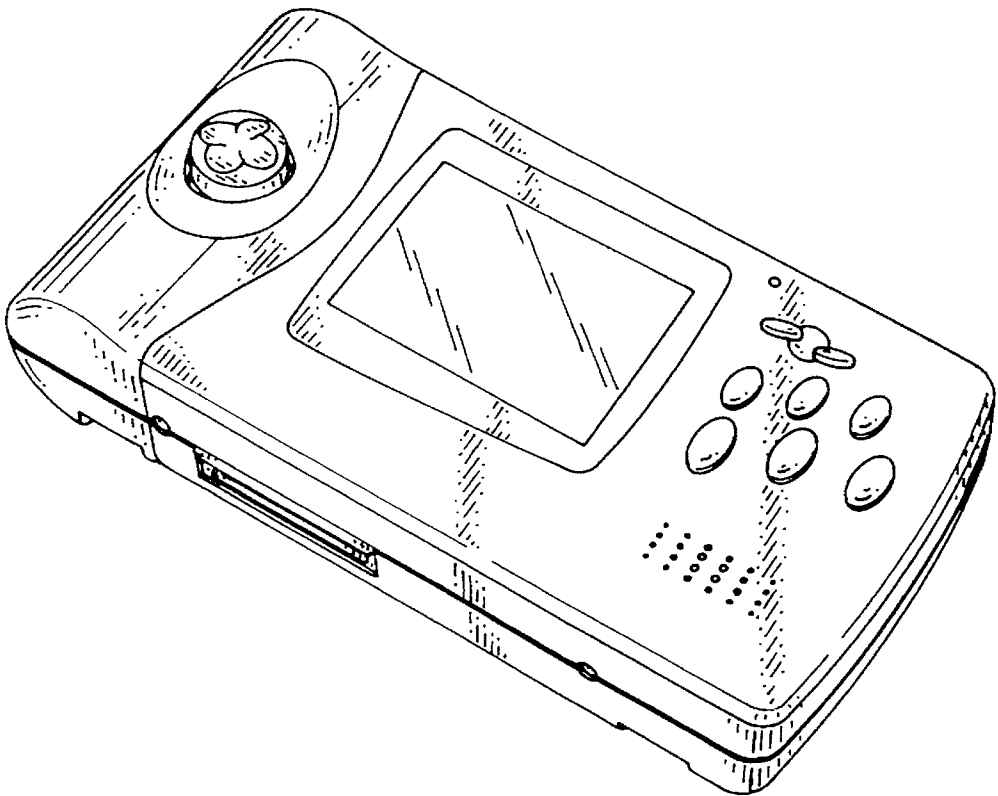
FIG. 7 is a bottom plan view thereof;

FIG. 8 is a bottom perspective view thereof;

FIG. 9 is a sectional view taken along line 9—9 of FIG. 2; and,

FIG. 10 is a sectional view taken along line 10—10 of FIG. 2.

1 Claim, 4 Drawing Sheets



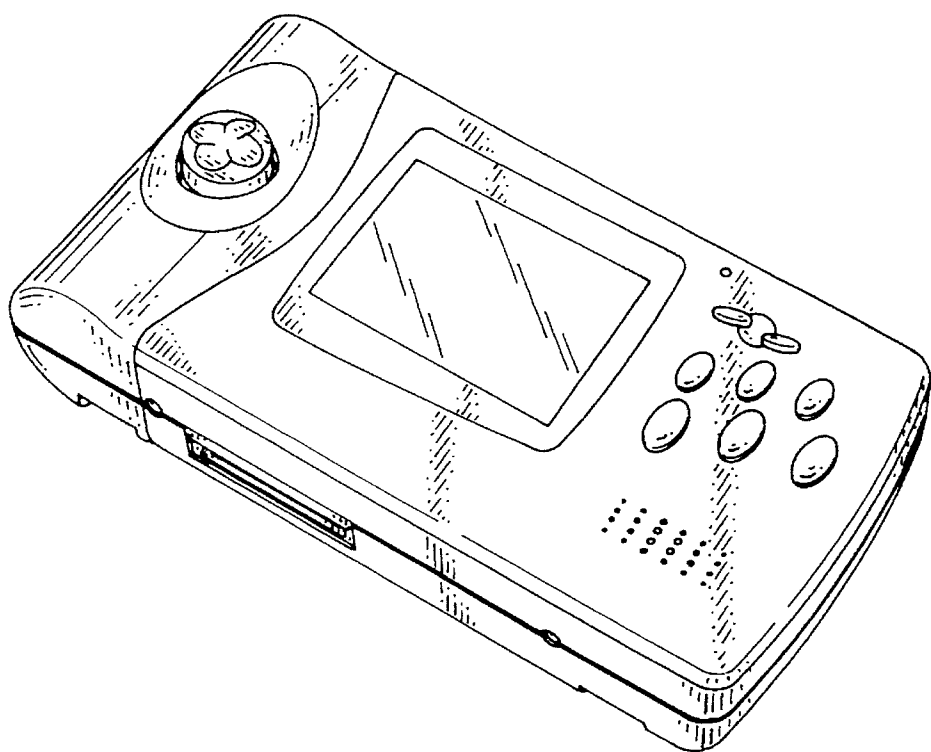


FIG. 1

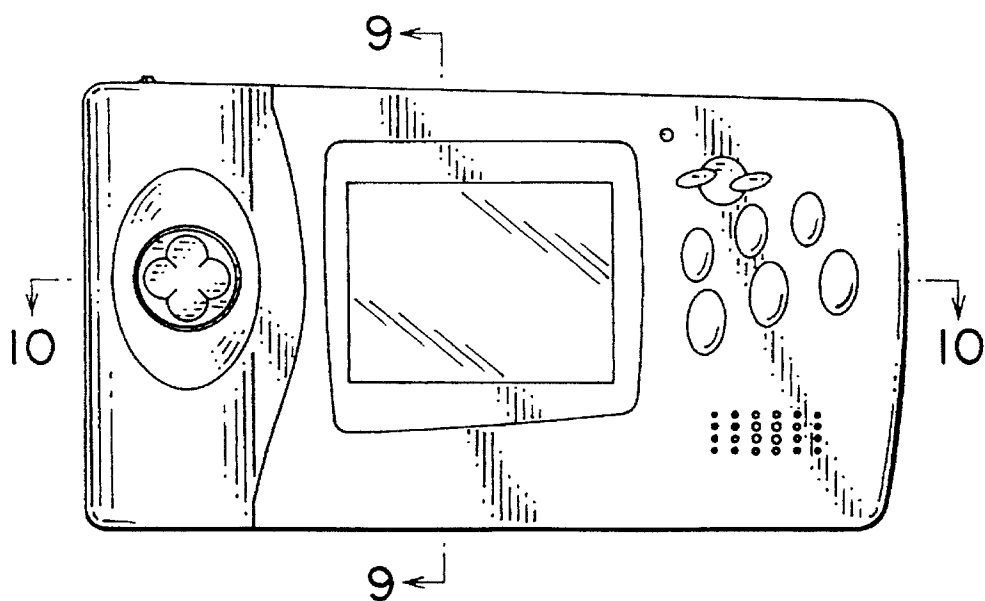


FIG. 2

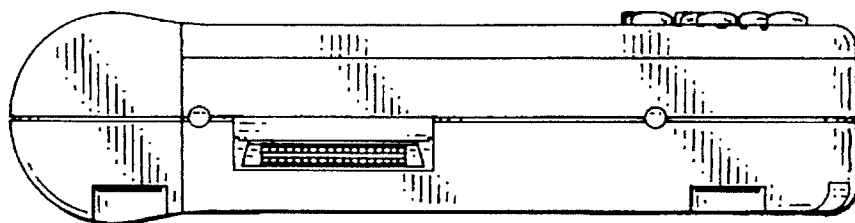


FIG. 3

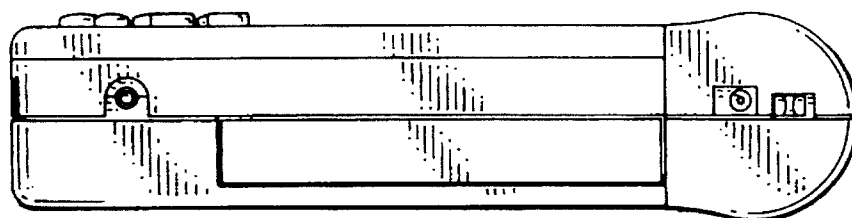


FIG. 4

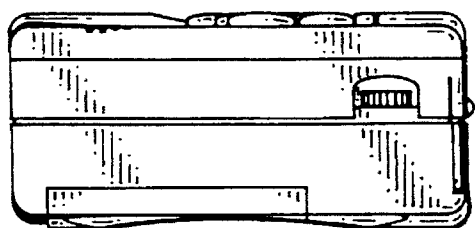


FIG. 5

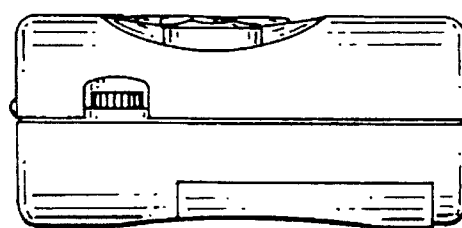


FIG. 6

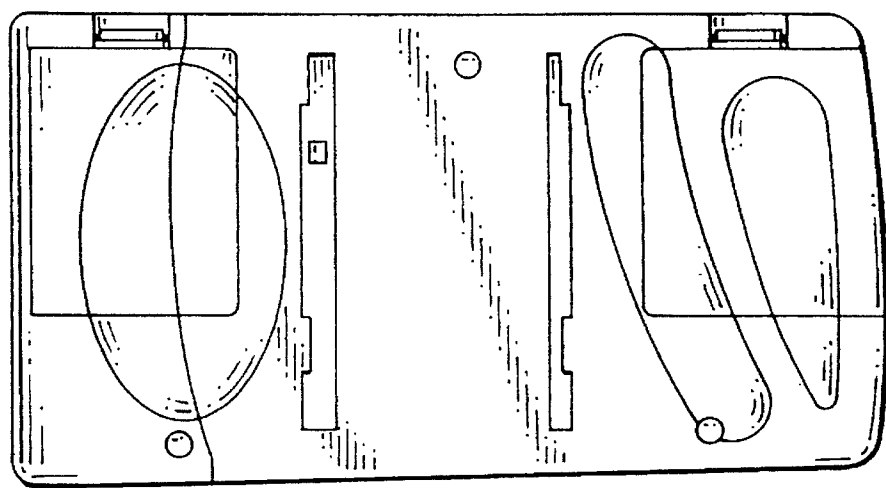


FIG. 7

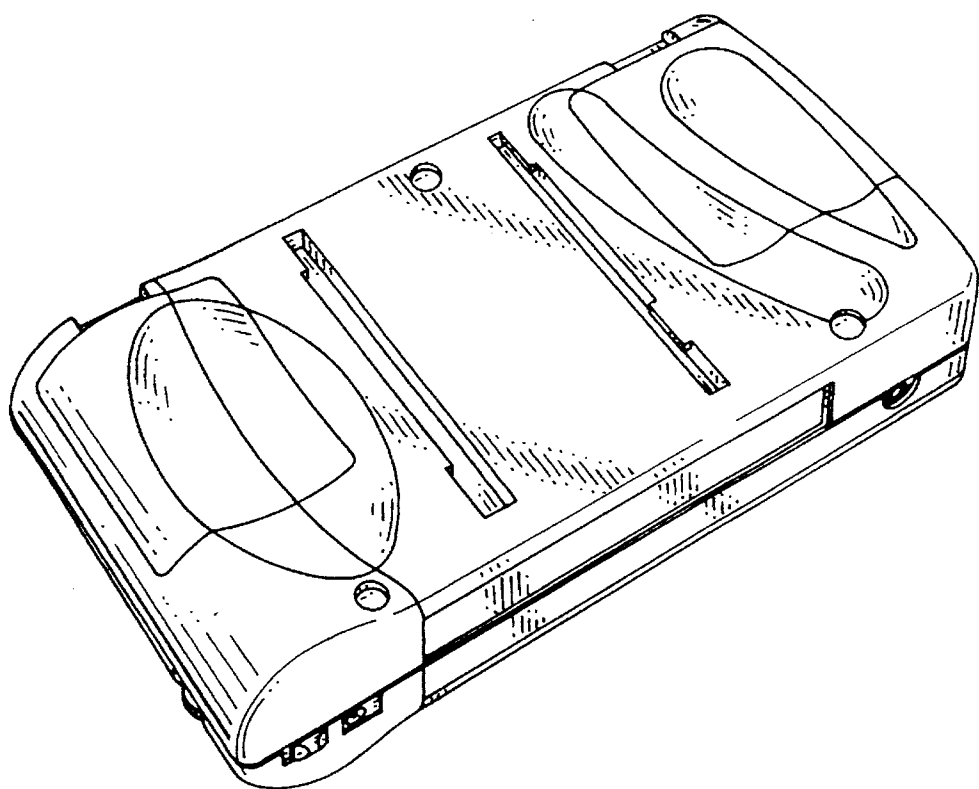


FIG. 8




FIG. 9




FIG. 10