

MINI-STRATEGY GUIDE



CRAZY TAXI™



SEGA®

CREATED BY AND PRODUCED BY

AKKlaim®


CONVERTED, PUBLISHED AND DISTRIBUTED BY



CRAZY TAXI

CAB COMPANY


SO YOU THINK YOU'VE GOT WHAT IT TAKES TO EARN SOME MAD MONEY DRIVING FOR THE CRAZY TAXI CAB COMPANY? WELL, THINK AGAIN! SURE, YOU CAN MAKE AVERAGE MOOLAH, BUT YOU NEED THE BIG BUCKS TO RISE TO THE TOP. HERE ARE A FEW TIDBITS YOU PROBABLY DIDN'T KNOW AND SOME GREAT IDEAS ON HOW TO EARN SOME REAL MONEY DELIVERING THOSE CRAZY FARES FROM PLACE TO PLACE.



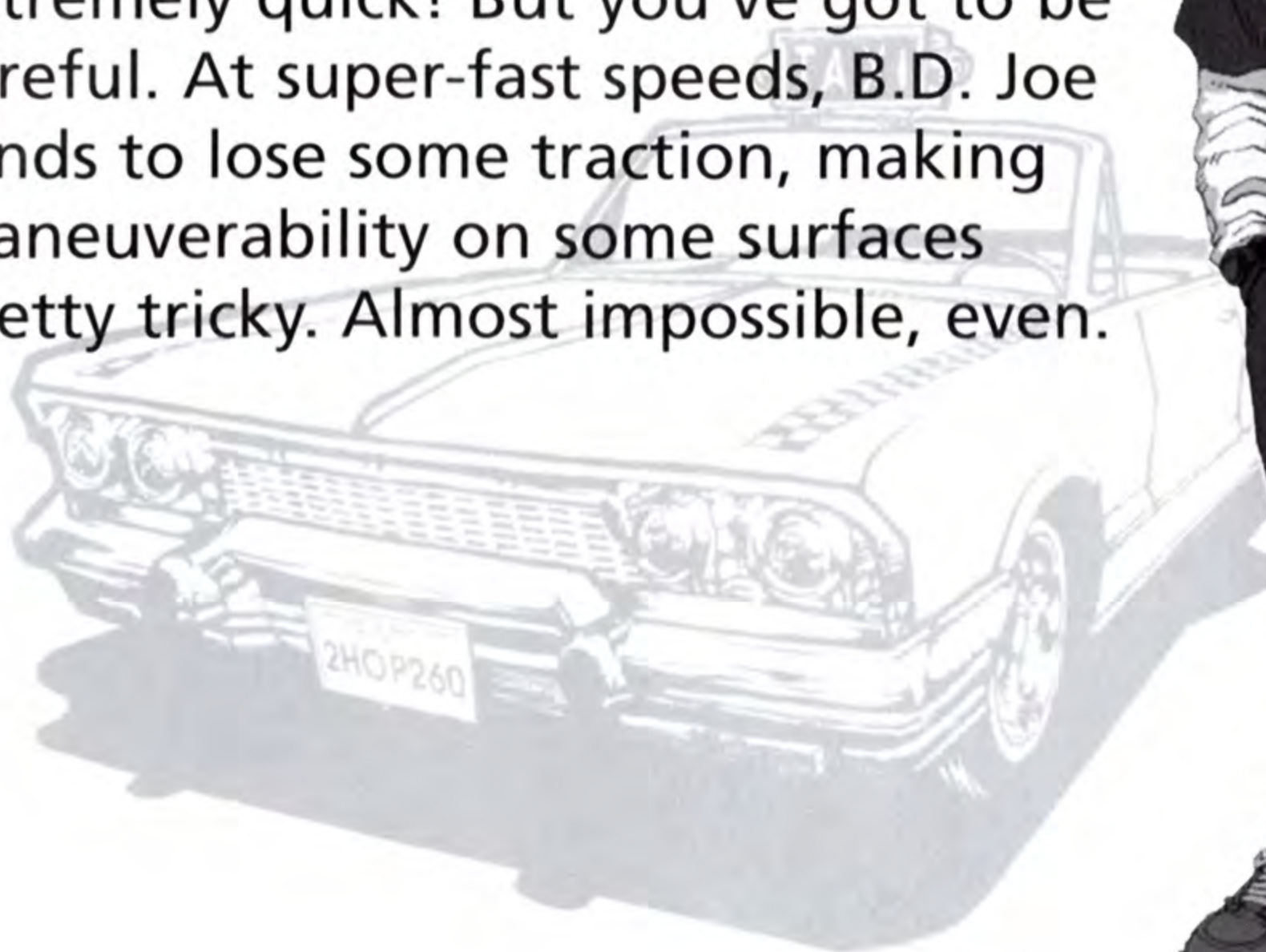
HAVING TROUBLE DECIDING WHICH TAXI AND DRIVER BEST SUITS YOUR DRIVING STYLE? HEY, THEY'RE ALL FUN TO PLAY, BUT HERE'S THE REAL LOW DOWN IF YOU WANT TO REAP RICHES FROM YOUR RIDE ...



If you're a beginner... Axel is the way to go. Overall, Axel is the most balanced of the bunch, as is his taxi. Average acceleration, braking and maneuverability make Axel the perfect combination of crazy for those in the learning permit group.




If speed is your thing... Then B.D. Joe is the only way to go. B.D. Joe's car is extremely quick! But you've got to be careful. At super-fast speeds, B.D. Joe tends to lose some traction, making maneuverability on some surfaces pretty tricky. Almost impossible, even.






If you're looking for quick starts and stops... Gena is the girl for you. She really knows how to work that accelerator and brake for super-fast starts and stops. But beware! Gena's taxi is very light, so watch out for those nasty head-on impacts.



If you're looking for traction... Gus is the man! The big weight of his massive cab puts Gus way out in front of the others when it comes to maneuverability and traction. But remember, what you gain in stability you'll lose in speed... sorry.



THOSE CRAZY CUSTOMERS WON'T HAND OVER THE BIG TIPS LIGHTLY. YOU'VE GOT TO EARN THEM. MASTERING THE BASIC CRAZY MOVES MAY HELP PAY THE RENT, BUT IF YOU'VE GOT YOUR EYE ON THAT SHINY NEW CAR, BOAT, COMPUTER, OR ARE SAVING UP FOR THAT DREAM VACATION, LEARNING THE ADVANCED MOVES AND CRAZY COMBOS WILL EARN YOU THE CRAZY MONEY YOU'LL NEED.

BEGIN WITH THE BASICS: the Crazy Dash and Crazy Drift. Learn them, memorize them, love them. Make them a part of your basic driving skills. Once mastered, add the Crazy Back Dash and Crazy Back Drift.

NOW IT'S TIME TO LEARN SOME OTHERS...

CRAZY STOP – Speed is the name of the game! When going full speed, why slow down when you approach your destination? Scared you may overshoot your target? Bah! Learn the Crazy Stop to go from a zillion MPH to zero in a heartbeat.

Control: When entering your destination, at the last possible moment shift into reverse and brake at the same time for instant deceleration. Screeech!

CRAZY DRIFT JUMP – Throughout the game, you'll find yourself airborne, flying off ramps, platforms and who knows what else. Jumping at high speed will often lead to loss of control, costing valuable time once you land. Also, the ability to land facing the direction you want to go in can greatly increase your earning potential. That's why the Crazy Drift Jump is your airborne buddy. It will bring you peace of mind and pieces of coin.

Control: To execute a Crazy Drift Jump, perform a Crazy Drift in the direction you want to steer as you head up the ramp. You'll instantly be on your way upon touch down.

CRAZY DRIFT STOP – So you're just about ready to perform that Crazy Stop and drop off another fare. Of course, your mind is already thinking about your next tip-laden customer.

Control: If you know which way you want to go after dropping off your fare, simply drift into your destination in the direction you wish to face and do a Crazy Stop to finish the move. You're good to go!

LIMIT CUT – You're headed down a long straight-away, pedal to the metal. Your speed is maxed out... or so you think. Not so fast! Try this...

Control: While at top speed, release the accelerator and drop into reverse, then perform a Crazy Dash at top speed and you'll find yourself going faster than you ever thought possible!

NOW ON TO THOSE CRAZY COMBOS...

LEARNING CRAZY MOVES WILL DEFINITELY DECREASE YOUR TRAVEL TIME BETWEEN STOPS, PUTTING A GOOD AMOUNT OF BONUS FARE IN YOUR POCKET. NOW IT'S TIME TO LEARN THOSE CRAZY COMBOS SO YOUR CUSTOMERS WILL BE MORE THAN HAPPY TO THROW SOME BIG-TIME TIPS YOUR WAY.

CRAZY THROUGH COMBO – The trick here is to



narrowly pass cars and obstacles in front of you as fast as you can. The more Crazy Through Combos you can perform in a short period of time, the higher the combo and your resulting tips!

CRAZY DRIFT COMBO – To dodge traffic or make a U-turn, execute a Crazy Drift Combo. Doing Crazy Drifts one after another, or keeping a drift going will really rack up those tips.



CRAZY JUMP COMBO – Combine Crazy Jumps to



fly over cars and obstacles. Perform as many Crazy Jumps in a row as possible to maximize your money. As an extra-added bonus, executing Crazy Jump Combos will not only get you Crazy Jump money but you'll earn

Crazy Through bucks as well. Two for the price of one. Can't beat that!

SO YOU JUMPED RIGHT INTO GAMEPLAY WITHOUT LEARNING THE REAL MOVES. ISN'T IT FRUSTRATING PLAYING AGAINST YOUR BUDDIES DAY IN AND DAY OUT ALWAYS COMING IN LAST WITH THE LEAST AMOUNT OF CASH? WHAT YOUR FRIENDS PROBABLY HAVEN'T TOLD YOU (SURPRISE, SURPRISE) IS THEY'VE BEEN TO THE CRAZY BOX... THE IDEAL PLACE TO HONE YOUR DRIVING SKILLS AND COMMIT ALL THOSE CRAZY MOVES TO MEMORY FOR USE OUT ON THOSE MEAN, MEAN STREETS.

THE MINI-GAMES START OUT SIMPLE AND INCREASE IN DIFFICULTY AS YOU PROGRESS.

CRAZY JUMP 1-1 – This one is a piece of cake! Simply Crazy Dash from the get go to clear the needed distance. For even more length, perform a few Limit Cuts on your way down the ramp.

CRAZY FLAG 1-2 – In order to reach the flag behind you within the allotted amount of time, either turn around and Limit Cut to the target, or Crazy Back Dash and head for home.

CRAZY BALLOONS 1-3 – You've got 45 seconds to bust the 20 balloons scattered about an open field. Here you'll need to combine your Crazy Dash and Crazy Drift skills to make it in time. See, they are beginning to get tougher!

CRAZY DRIFT 2-1 – Here's where knowing the Crazy Drift Combo comes in handy. You'll need a 15-hit combo to successfully complete the game. Stay on the flat surfaces (avoid the mounds), or you'll be in for a very bumpy ride.

CRAZY TURN 2-2 – You've got 35 seconds to drive a customer to his or her destination. Unfortunately for you, the course is composed of multiple hairpin turns. Take a wide approach to the turns and Crazy Drift around them, then pull a Crazy Dash coming out of the drift. This should do the trick!

CRAZY BOUND 2-3 – It's time to deliver your fare to his or her destination without falling into the water. It may seem frustrating at first but the best course of action here is to Crazy Drift over each ramp to put you in position for the next. The arrows will lead you to your destination.

CRAZY RUSH 3-1 – These mini-games are beginning to get tough now! You've got to deliver five customers to their destinations within the allotted time. All five people will be at the center of a five pointed star formation. The star points are their destinations. You'll have to Crazy Drift into the destinations in order to be facing the correct way to pick up the next fare. A Crazy Dash here and there will also help you stay within the time limit!

CRAZY JAM 3-2 – Now you have a traffic jam to contend with! Hopefully you have perfected your evasive driving skills. Crazy Dash right from the get go and try to park as close to your customers as possible to save time. With your second customer on board, Crazy Dash down the straightaway executing a Limit Cut along the way. Pick up the third customer and it's a straight shot to the finish!

CRAZY POLE 3-3 – You've got eight customers here and each is standing beside a pole! Try doing a Crazy Drift just before you hit the pole so you'll be facing the next pole. Execute a Crazy Dash after each pickup to beat the time deadline. Once you get the hang of it, this game is a cinch!

NOW ON TO THE "SPECIAL" MINI-GAMES...



CRAZY BOWLING 1-S – This game can really make your blood boil! You've got to knock down 70 pins within the 30-second time limit. The tough part here is making sure you hit all ten pins in each of the seven sets. Crazy

Drift into the pins, this should get you a strike. Pull a Crazy Dash after each drift. At the sixth set of pins do a 180-degree Crazy Drift to set you up for the final long straightaway.

CRAZY ZIGZAG 2-S – This is a pretty devilish little game! You've got to get your customer to his or her destination without falling into the water. Crazy Dashes, Drifts and Limit Cuts are essential to saving you from a watery grave and beating the clock. You may need to apply some brake action during some of your Crazy Drifts to avoid overshooting the turn and falling into the drink.



CRAZY ZIGZAG 2 3-S – You've got a carload of people and each one has their own destination. Of course, each destination is quite small and always at the edge of the water. Here, your mastery of the Crazy Drift Stop

and the Crazy Stop is your only hope. A slight application of your brakes as you enter a Drift will help slow you down also.



CRAZY THROUGH S-1 –

This is not one of the tougher mini-games. You've got to build up a 30 point Crazy Through Combo to win. Try riding the center lane or position your car between the two lanes of oncoming traffic! Avoid a head-on collision at all costs!



CRAZY PARKING S-2 –

Welcome to the multi-level parking garage. Your customer needs to get to his or her destination. Simply execute Crazy Dashes and Limit Cuts as you move up the levels. A Crazy Drift around corners helps too.



CRAZY PARTY S-3 –

You've got 1 minute and 40 seconds to jam seven customers in your car and get them all to the end. This game will bring all your skills to bear. It may take a number of times to get it right, but be sure to memorize the route on each attempt.

Knowing the correct path to victory is your only chance.



AND FINALLY...

CRAZY ATTACK S-S – Always saving the best for last, Crazy Attack is the toughest of the mini-games. In a nutshell, you are placed in the Arcade Mode with one lone passenger. There are no arrows or destination markers to guide you. Hitting checkpoints along the way means you are on the right track. Again, mastery of all your Crazy Move skills will come into play here.

The Limit Cut may be your best weapon. And remember, no shortcuts. You must pass every checkpoint to successfully complete the game. Good luck! You're going to need it!

NOW IT'S TIME TO PUT EVERYTHING YOU'VE LEARNED TO THE TEST. TIME TO GET OUT THERE IN THE BIG, BAD CITY AND EARN YOUR KEEP. YOUR MISSION IS SIMPLE... DRIVE CRAZY AND FIND THE FASTEST ROUTE TO YOUR DESTINATION. DON'T WASTE TIME TRYING TO RUN OVER INNOCENT PEDESTRIANS (THEY ALWAYS FIND A WAY TO DODGE YOUR BUMPERS).

Getting a strong feel for the cities and the drop off points is key to bringing in the big bucks. The more you memorize the routes and locations the less time you'll spend following the arrows and searching for your destinations. This will allow you to concentrate more on doing your Crazy Moves and Combos.

Obviously, the idea is not to spend your time behind the wheel sideswiping cars and objects, yet it's part of life. But remember this: avoid head-on collisions at all costs. Not only do you lose valuable time, but any combo build you are working on will be totally wiped out!

ARCADE MODE

THE CITY IS DIVIDED INTO TWO MAIN AREAS SEPARATED BY A FREEWAY. TRY TO STAY IN ONE PART OF THE CITY TO GAIN THE MOST FARES. IF YOU DO TRAVEL ACROSS THE FREEWAY (WHICH YOU MOST CERTAINLY WILL), TRY TO FIND CUSTOMERS WITH DESTINATIONS IN THAT PART OF TOWN TO SAVE TIME. AVOID TRAVERSING THE FREEWAY TOO OFTEN.

- If you are looking for long fares, there are two waiting for you right at the start. They're behind you. Turn around and go for it!

- Take advantage of the empty car transporters parked all about the city. Use them as launch ramps to avoid traffic and pick up some crazy tips.



- The hills in the city are great for catching good air and executing great Crazy Jump and Crazy Through Combos.



- Underwater at the beach you'll find some green and yellow fares.

- When crossing the freeway, make your way through the on-coming traffic for a ton of Crazy Through points.

- Try to stay in the town side of the map (away from the freeway) until you receive your S license. Then you can cross the freeway and increase your chance of earning a Crazy or Awesome license.

- The road leading from the baseball stadium to the police station is a great place to pick up some coin. Squeeze yourself against the outside lanes and execute a Crazy Dash, racking up those Crazy Through numbers as you fly by.



- If you are at the KFC there are two different ways to get to the church. Choose the left, it's a heck of a lot quicker!

- The parking garage is perfect for grabbing some big money. Crazy Through the parked cars and Crazy Dash off the end for a big air jump.

ORIGINAL MODE

THE CITY IN ORIGINAL MODE IS VERY DIFFERENT FROM THE ARCADE CITY. THE MAJOR DIFFERENCE HERE IS SIZE. IN ORIGINAL MODE THE CITY IS MUCH MORE SPREAD OUT, SO ADJUST YOUR DRIVING ACCORDINGLY.

- Unlike in Arcade Mode, be careful when following the arrow. With the city so spread out, the arrow will point in the direction of your destination but there may be buildings blocking your way! Rely on memorizing the terrain if possible.
- Crazy Through the Used Car Shop. There are loads of parked cars just waiting for you.
- Crazy Dash up the raised bridge for a shortcut.
- Be sure to take advantage of the steep hills. They make great launch pads for Crazy Jump Combos.
- In the downtown areas be sure to cut the corners short. There are a lot of tight turns and many customer destinations are on corners.
- The subway entrances in the inner city can be used as launch ramps.
- Quite often your customers will be headed in the opposite direction from where you are pointed. Learn to spin around and perfect the Crazy Dash.



JUST CRUISING

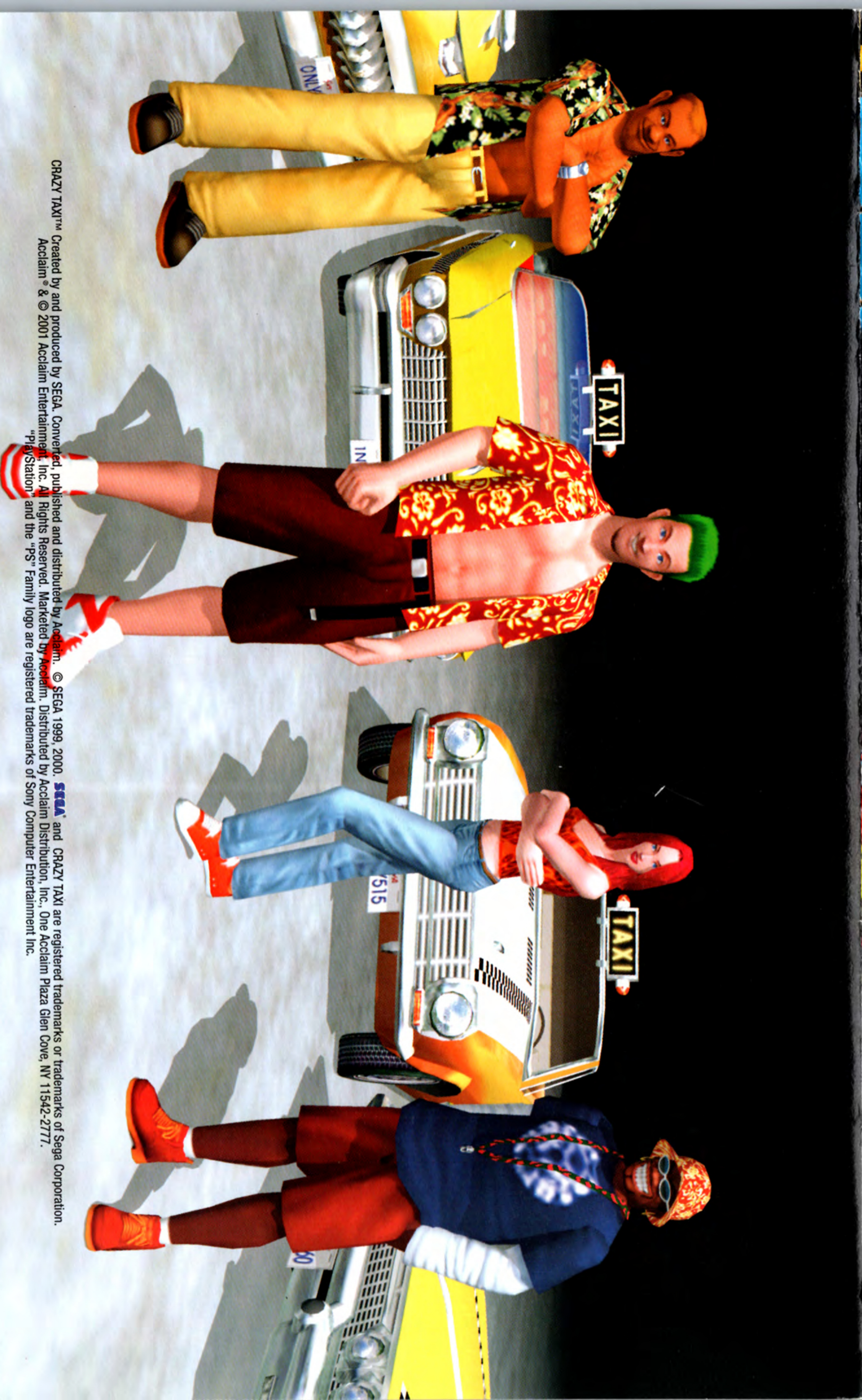
TIRED OF ALL THAT CRAZY COMPETITION? TAKE A BREAK EVERY ONCE IN A WHILE AND ENJOY THE SIGHTS OF THE BIG CITY. THERE REALLY IS A HECK OF A LOT TO SEE. SINCE MOST OF YOUR TIME HAS BEEN SPENT CONCENTRATING ON MAKING THE BIG BUCKS, THERE ARE A TON OF COOL THINGS YOU MAY HAVE MISSED. TAKE A TOUR AND SEE WHAT YOU CAN FIND.

For example, in Arcade Mode you can find policemen through the wire fence at the police station. Down by the beach you'll find snorkelers and even a whale swimming around.



In Original Mode you can find nice out of the way places down by the seashore. You can follow the train tracks, but watch out, something may be coming your way fast!

**GOOD LUCK AND
HAPPY MOTORING !!**



CRAZY TAXI™ Created by and produced by SEGA. Converted and distributed by Acclaim. © SEGA 1999, 2000. SEGA and CRAZY TAXI are registered trademarks or trademarks of Sega Corporation. Acclaim ® & © 2001 Acclaim Entertainment, Inc. All Rights Reserved. Marketed by Acclaim. Distributed by Acclaim Distribution, Inc., One Acclaim Plaza Glen Cove, NY 11542-2777. "PlayStation" and the "PS" Family logo are registered trademarks of Sony Computer Entertainment Inc.