


GENESIS™

SEGA  
SPORTS



INSTRUCTION MANUAL



SEGA™

## EPILEPSY WARNING

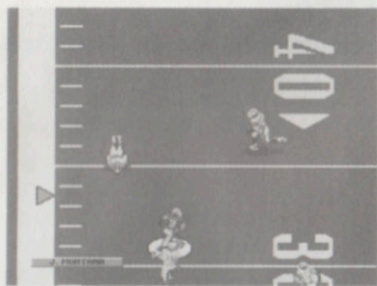
### WARNING: READ BEFORE USING YOUR SEGA VIDEO GAME SYSTEM

A very small percentage of individuals may experience epileptic seizures when exposed to certain light patterns or flashing lights. Exposure to certain patterns or backgrounds on a television screen or while playing video games may induce an epileptic seizure in these individuals. Certain conditions may induce undetected epileptic symptoms even in persons who have no history of prior seizures or epilepsy. **If you, or anyone in your family, has an epileptic condition, consult your physician prior to playing. If you experience any of the following symptoms while playing a video game: dizziness, altered vision, eye or muscle twitches, loss of awareness, disorientation, any involuntary movement, or convulsions, IMMEDIATELY discontinue use and consult your physician before resuming play.**

## Table Of Contents

Put On Your Game Face! .....	2
Starting Up .....	3
Take Control! .....	4
Play Selection .....	5
Before The Snap .....	6
Controlling The Action .....	7
The Kicking Game .....	8
Get Into The Game .....	9
League Screen .....	10
Options Screen .....	11
Setting Up For The Kickoff .....	12
The Kickoff .....	13
Calling Plays .....	14
22...48...Hut...Hut...Hike! .....	15
The Pause Menu .....	17
Go For The Glory! .....	18
Weekly Matchups .....	18
Weekly Standings .....	19
Keep Track Of The League Leaders! .....	20
Study The Stats .....	20
Drive Summary .....	21
Turn Up The Heat For The Playoffs! .....	21
Joe Montana's Tips For Winning In The NFL .....	22
Real Player Attributes—Real Intensity! .....	22
The Front Office .....	32

## Put On Your Game Face!



You thought '93 was intense? Then *NFL Football '94* starring Joe Montana will really blow your dome!

Sega Sports has supercharged *NFL Football '94* with a roster of ferocious football features. Take the field with the actual players from all 28 NFL teams. Orchestrate the action with our sensational new "Behind the Quarterback" view. And leave would-be tacklers in the dust with *NFL Football '94*'s explosive "speed burst"!

Receive the kick as Deion Sanders, follow your blockers, then bolt up the sideline. Crash Reggie White through the line and blindside Jim Kelly for a loss.

Drop Steve Young back into the pocket and throw a 60-yard bomb to a streaking Jerry Rice. If you're shooting for the Super Bowl, *NFL Football '94* gives you the guns!

Lead the Cowboys through a brutal 16-game season. If you're rough and tough enough, you'll make it to the playoffs. Dominate in the playoffs and you're headed for the ultimate gridiron showdown — The Super Bowl!

## Starting Up

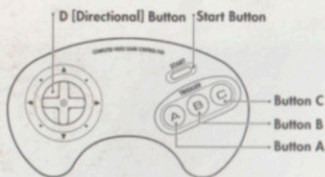


1. Set up the Genesis system and plug in Control Pad 1. For 2 Player games, plug in Control Pad 2 also.
2. Make sure the power switch is OFF. Insert the *NFL FOOTBALL '94* game into the console and press down **firmly**.
3. Turn the power switch ON. In a few moments the Sega screen will appear.
4. Press **Start** when the Title screen appears.

**Important:** If you don't see the Sega screen, turn the power switch OFF. Make sure the Genesis system is set up correctly and the cartridge is **firmly** inserted in the console. If the system is connected to a TV, make sure it's turned to the correct channel (3 or 4). Then turn the power switch ON again.

Always make sure the power switch is OFF before inserting or removing the Genesis game cartridge.

## Take Control!



*NFL Football '94* starring Joe Montana gives you all the moves of the pros. Master the game controls to throw passes, call audibles, burst away from defenders, make diving tackles and a lot more.

### PRE-GAME

#### Start Button:

- Advances to Game Select Screen from Title Screen.
- Advances to Exhibition Game Kickoff Screen from Game Select Screen from Options Screen.
- Returns to Game Select Screen from Options Screen.
- Advances from game demo to Title sequence.

#### D (Directional) Pad:

- Moves the highlighter on the Game Select and Options Screens.

#### A and C Buttons:

- Changes a highlighted setting on the Game Select Screen (D-Pad also does this.)
- Advances to Options Screen from Game Select Screen.
- Changes a highlighted setting on the Options Screen (D-Pad also does this.)
- Scrolls through teams on Game Select Screen (D-Pad also does this).

## Play Selection

#### Start Button:

- Pauses game, displays Pause Menu.

#### D-Button:

- When Personnel is selected, UP/DOWN scrolls through Personnel options.
- When Formation is selected, UP/DOWN scrolls through formations.
- LEFT/RIGHT advances to plays.
- UP/DOWN scrolls through plays.
- UP/DOWN sets Backfield Options.

#### A-Button:

- When game is paused, calls Time Out.
- Selects Personnel.
- Displays roster of current available players.
- Selects play on left of screen.

#### B-Button:

- When game is paused, selects Replay.
- Selects Formation.
- Selects play in center of screen.

#### C-Button:

- When game is paused, reverses direction of diagrammed plays.
- Selects Backfield Options.
- Selects play on right of screen.

## Before The Snap

### Start Button:

- Pauses game.

### A-Button:

- When game is paused on offense, calls Time Out.
- On offense, selects controlled man (highlighted by circle).

### B-Button:

- Changes primary receiver (indicated by yellow arrow).
- On defense, selects controlled man (highlighted by circle).

### C-Button:

- Signals for an audible. On offense, A, B and C Buttons then select a play from the following:
  - A Run up the middle (Buck Strong)
  - B Short pass (212 Shoot)
  - C Long pass (999 Seam)
- On defense, A, B and C Buttons select an audible from the last Play Calling Screen.

## Controlling The Action

### D-Button:

- Controls selected player.

### A-Button:

- Snaps the ball.
- Throws pass or hands off.
- After the catch or handoff, makes player with ball use a stiff arm to drive through defenders.


### B-Button:

- Changes intended receiver.
- After the catch or handoff, makes player with the ball spin 360°.

### C-Button:

- Makes selected player dive when pressed twice or after the speed burst has been used.
- When held down, gives selected player a burst of speed.

## The Kicking Game




It's tough to win in the NFL without a pro-caliber kicking game. So practice booting towering kickoffs, field goals and punts that nail the "coffin corner".

The Kick Meter is displayed on the bottom portion of your screen. Here's how it works:

1. Press the A-Button to start the Kick Power Meter. The ball in the meter will begin to move.
2. Press the D-Pad to aim the kick down the middle or toward the sidelines.
3. Press the A-Button again to select the length of the kick. The closer the ball is to the end of the meter, the longer your kick.

Watch the wind meter and correct for the wind direction.

## Get Into The Game!



After the *NFL Football '94* Title Screen, you'll see a demonstration game. When you've seen enough, press Start and advance to the Game Select Screen. On the Game Select Screen, set the following options:

**Players:** CPU vs. CPU

CPU vs. Coach 1

Coach 1 vs. CPU

CPU vs. Player 1

Player 1 vs. CPU

If 2 control pads are connected, you can also select two-player game options.

**Game Type:**

Select between League and Exhibition games. If you select League you'll advance automatically to the League Screen (see below).

**Game Difficulty:**

Beginner, Normal, Difficult

## Get Into The Game! (cont.)

### Game Time:

20, 40 or 60 minutes (5, 10 and 15 minute quarters respectively)


### Game Options:

Advance to the Options Screen.

### Team Select:


Press the D-Pad LEFT/RIGHT (or the A and C Buttons) to select teams for Exhibition games.

## League Screen



On the League Screen, select between NEW SEASON and CONTINUE SEASON. (You can choose between 1991, 1992 and 1993 schedules.) You can also choose CANCEL LEAGUE MODE to return to the Game Select Screen.

## Options Screen




Use the Options Screen to set these options:

- Speech:** Turn SportsTalk play-by-play On or Off.
- Music:** Turn the music soundtrack On or Off.
- Zoom View:** Select On or Off.
- Passing Cursor:** Select On or Off.
- Referees:** Select On or Off.
- Field:** Choose between Vertical Off., Vertical Def., Blimp, Vert. Per Off., Vert. Per Def. and Horizontal camera angles.
- Penalties:** Select On or Off.
- Weather:** In Exhibition mode, play in Fair Weather, Rain or Snow.
- Stadium:** Select Natural Grass, Artificial Turf or Domed Stadium.

To return to the Game Select Screen, press Start.

## Setting Up For The Kickoff



The Playbook Screen displays the Visitor's play options on top and the Home team's options on the bottom. Check the plays to see if your team is kicking or receiving.

If you're kicking, choose between:

- Onside Left (A)
- Kickoff (B)
- Onside Right (C)

Press UP/DOWN to choose from three additional kickoff plays:


- Squib Kick (A)
- Kickoff (B)
- Onside Middle (C)

If you're receiving, choose between:

- Return Left (A)
- Return Wedge (B)
- Return Right (C)

Call your play by pressing the button of the play you want. But don't wait too long. If the 40-second clock runs out you'll receive a 5-yard penalty for delay of game. As soon as you select your play the teams move into position for the kickoff.

## The Kickoff



**If you're the kicking team:**

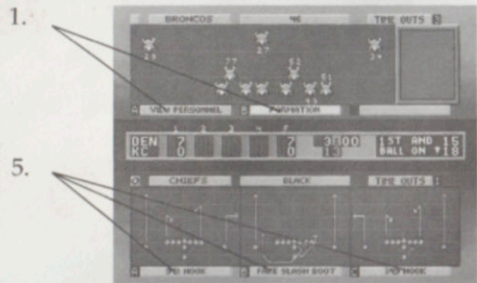
1. Press the B-Button before the kick to change your controlled man (the player with the circle around his feet).
2. Use the Kick Meter to kick off.
3. Press the B-Button any time after the kick to switch control to the player closest to the ball.
4. After the ball is kicked, use the D-Pad to guide your man. If you get burned, don't forget you can always hit the B-Button to switch control to the player nearest the ball.

**If you're receiving:**

1. When the ball is kicked the game will automatically select and position a kick receiver.
2. As soon as the ball is caught, you control the ball carrier.
3. Make your way upfield, using the A and B Buttons to bowl over tacklers or spin around them. (If you receive the ball in the end zone, you can call for a touchback by staying in or running out of the end zone.)



## Calling Plays



After the kick returner is tackled, it's time to call your first play from scrimmage. The Play Calling Screen displays your play options. On offense, white lines are passing routes, red lines are running routes and yellow lines are blocking routes. On pass plays, blue lines indicate the primary receiver. On defense, yellow lines are coverage routes and red lines indicate players who will blitz.


### OFFENSE

1. Use the D-Pad to select from Personnel, Formation and Options on Offense.
2. If you select Personnel, press the A-Button again to select the players you have on the field. Press the D-Pad to view plays.
3. If you select Formation, press the D-Pad UP/DOWN to select your desired formation. Press the D-Pad to view plays.
4. If you select Options, press the C-Button again to scroll through your options. Press the D-Pad UP/DOWN to change the Options settings.
5. When you have set your desired Personnel, Formation and Options, select a play by pressing the corresponding button.

### DEFENSE

1. Press the A-Button to select the personnel you have on the field. Press A again to see a roster of your current defensive players.
2. Press the D-Pad UP/DOWN and LEFT/RIGHT to scroll through your formations and plays.
3. Press the A, B or C Buttons to select a play.

**22...48...Hut...Hut...Hike!**



Before the snap and in play, use the D-Pad to maneuver your controlled man. The following chart summarizes your additional play controls on offense and defense.

### OFFENSE

#### Before the snap:

- Press the C-Button to call an audible.
- Press the B-Button to select primary receiver by moving yellow arrow.

## 22...48..Hut...Hut...Hike! (cont.)

### QB before passing:

- Press the B-Button to change receivers.
- Press the A-Button to pass.
- Press the C-Button twice to dive.
- Hold the C-Button down for a burst of speed.

### After handoff or reception:

- Press the A-Button to execute a stiff arm.
- Press the B-Button to spin 360°.
- Press the C-Button twice to dive.
- Hold the C-Button down for a burst of speed.

## DEFENSE

### Before the snap:

- Press the A-Button to select controlled man.
- Press the B-Button to reverse cycle through players.

### After the snap:

- Press the B-Button to transfer control to player closest to ball.
- Press the C-Button twice to dive.
- Hold the C-Button down for a burst of speed.

## The Pause Menu



When you hit Start on the Play Selection Screen the Pause Menu will appear. The Pause Menu gives you the following options.

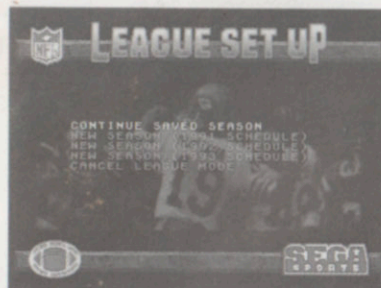
### OFFENSE

- Time Out:** Press the A-Button to call Time Out. Each team gets 3 time outs each half.
- Instant Replay:** Press the B-Button to select Instant Replay.
- Flip Plays:** Press the C-Button to run plays in the opposite direction as shown in the playbook.
- Field View:** Press the D-Pad UP/DOWN to change the Field View.
- Zoom:** Press the D-Pad LEFT/RIGHT for Zoom On and Zoom Off.

### DEFENSE

- Time Out:** Press the A-Button.
- Replay:** Press the B-Button.
- Select Field View:** Press D-Pad UP/DOWN.
- Zoom On and Off:** Press the D-Pad LEFT/RIGHT.
- To exit the Pause Menu, press Start.

## Go For The Glory!



Select League Play on the Game Select Screen to advance to the League Set-Up Screen. On the League Set-Up Screen, choose between 1991, 1992 and 1993 NFL schedules.

After you have selected a schedule, use the A and C Buttons (or the D-Pad) to scroll through the teams. When you see the team you want to play for, press Start to begin your first of 16 regular season games.

## Weekly Matchups

WEEK 5			
ATLANTA FALCONS	CHICAGO BEARS	PHILADELPHIA EAGLES	NEW YORK JETS
DETROIT LIONS	TAMPA BAY BUCCANERS	SAN DIEGO CHARGERS	SEATTLE SEAHAWKS
GREEN BAY PACKERS	DALLAS COWBOYS	NEW YORK GIANTS	BUFFALO BILLS
LOS ANGELES RAIDERS	KANSAS CITY CHIEFS	WASHINGTON REDSKINS	MIAMI DOLPHINS
INDIANAPOLIS COLTS	DENVER BRONCOS	BENGALS	BROWNS
MINNESOTA VIKINGS	SAN FRAN 49ERS	OILERS	PATRIOTS
NEW ORLEANS SAINTS	LOS ANGELES RAMS	CARDINALS	STEELERS

For each week you'll see a complete listing of games being played around the league. Your team will be highlighted in yellow.

## Weekly Standings

WEEK 5			
FALCONS	10	BEARS	17
LIONS	16	BUCCANERS	17
PACKERS	24	COWBOYS	34
RAIDERS	7	CHIEFS	14
COLTS	7	BRONCOS	17
VIKINGS	21	49ERS	56
SAINTS	30	RAMS	14
EAGLES	17	CHARGERS	20
JETS	24	GIANTS	14
SEAHAWKS	7	BILLS	26
DOLPHINS	20	REDSKINS	19
BROWNS	7	BENGALS	7
PATRIOTS	7	OILERS	7
STEELERS	7	CARDINALS	7

After each league game you will see the results of all other games played that week . . .

Sega Sports Page			
STANDINGS			
<b>EAST</b>	w	l	pct
COWBOYS	3	0	1000
EAGLES	2	1	667
REDSKINS	1	2	333
GIANTS	1	2	333
CARDS	1	3	250
<b>CENTRAL</b>	w	l	pct
VIKINGS	3	0	1000
BEARS	2	1	667
LIONS	2	2	500
BUCS	1	2	333
PACKERS	1	2	333
<b>WEST</b>	w	l	pct
CHARGERS	2	1	667
RAIDERS	2	1	667
SAINTS	2	2	500
RAMS	1	3	250
FALCONS	0	4	000
SEAHAWKS	0	4	000
BRONCOS	0	3	000

. . . You'll also see the league standings.

## Keep Track Of The League Leaders!

Sega Sports Page

NFL RECEIVING LEADERS

NAME	TEAM	REC	YDS	AVG	TD	LNG
1. RICE	DF	279	6,200	22.2	9	67
2. JEFFERIES	SD	277	5,771	20.8	9	62
3. HUNTER	SD	253	5,600	22.1	11	58
4. WILSON	DF	250	5,746	23.0	11	58
5. MURPHY	DE	230	5,746	25.0	11	57
6. JONES	SD	228	5,746	25.2	11	57
7. PATTERSON	ATL	190	4,790	25.2	11	57
8. LITTLE	SD	171	4,790	28.0	11	57
9. MILLER	SD	147	3,710	25.2	11	57

Each week, *NFL Football '94* gives you a listing of the top players in both leagues. When you're ready to play your next game, press Start.

If you decide to play your next league game later, turn off the Genesis. When you want to continue your season, simply select Continue Season on the League Set-Up Screen.

*Important: You can only play one season at a time, so don't select New Season unless you want to erase your season in progress.*


## Study The Stats

GAME STATS

21	0	54
0:12	100	1:12
5	100	100
179	100	100
16	100	100
182	100	250
17	100	11

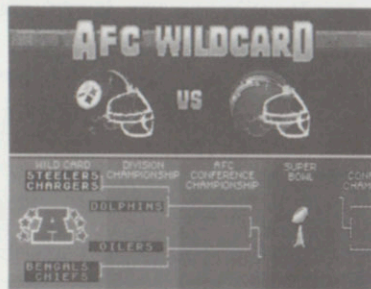
*NFL Football '94* gives you all the statistics you could possibly want. After every score and every quarter you can review game statistics on the Game Stats Screen. Review stats for Offense, Defense, Kicking and Miscellaneous. You can review stats by quarter or for the entire game. It's up to you!

## Drive Summary



After every successful scoring drive you'll see a Drive Summary which breaks it all down.

## Turn Up The Heat For The Playoffs!



If you beat up your competition during the regular season, you'll earn a berth in post-season. Make it through the playoffs and you're bound for the Super Bowl.

## Joe Montana's Tips For Winning In The NFL

1. Don't hold the ball too long in the pocket. If you wait too long to throw the ball, your receivers are more likely to be covered.
2. When you're about to be tackled with the ball, try to spin away from the tackler. This is a good way to rack up extra yards!
3. Use the speed burst on offense and defense. The speed burst will help you lose would-be tacklers. It will also help you close the distance between you and the ball carrier.
4. When running inside, follow your blockers. If you don't, you could get stuffed for a big loss.

### Real Player Attributes—Real Intensity!

NFL Football '94 gives you all the real NFL players and real player attributes. On the following pages you'll see a breakdown of each team's "money" players, including a rating of each player's strengths in eight key categories.

#### Atlanta Falcons

Player	Number	Position	Agility	Strength	Speed	Hands	Rushing	Accuracy	Blocking	Tackling
C. Miller	12	QB	60	55	66	66	68	95	48	40
M. Haynes	81	WR	81	63	95	94	82	58	58	60
M. Pritchard	35	WR	80	60	90	80	70	60	55	55
A. Rison	80	WR	83	61	96	93	81	60	55	57
P. Holt	95	DL	61	88	62	49	50	18	62	91
J. Tuggle	58	LB	80	85	80	71	61	24	62	97
S. Case	25	DB	70	75	75	70	70	35	60	80
D. Sanders	21	DB	80	64	92	80	82	40	50	74

#### Buffalo Bills

Player	Number	Position	Agility	Strength	Speed	Hands	Rushing	Accuracy	Blocking	Tackling
J. Kelly	12	QB	57	72	65	67	65	90	50	40
T. Thomas	34	RB	85	68	84	85	92	65	70	60
B. Brooks	80	WR	80	60	85	85	70	60	55	55
A. Reed	83	WR	80	65	92	87	80	65	55	55
B. Smith	78	DL	65	83	69	52	48	21	64	81
C. Bennett	97	LB	75	81	79	66	62	25	61	90
H. Jones	20	DB	80	79	79	80	72	40	64	89
M. Kelso	38	DB	80	70	75	78	70	40	65	90

#### Chicago Bears

Player	Number	Position	Agility	Strength	Speed	Hands	Rushing	Accuracy	Blocking	Tackling
J. Harbaugh	4	QB	60	60	69	65	72	86	50	40
N. Anderson	35	RB	84	72	82	80	91	65	71	60
C. Heyward	45	RB	70	83	70	79	64	64	83	65
T. Waddle	87	WR	83	61	91	83	72	61	53	55
R. Dent	95	DL	56	91	58	47	48	12	67	82
W. Perry	72	DL	57	94	50	48	51	19	66	81
M. Carrier	20	DB	69	71	74	71	68	34	66	82
D. Woolford	21	DB	78	64	85	74	71	41	54	78

#### Cincinnati Bengals

Player	Number	Position	Agility	Strength	Speed	Hands	Rushing	Accuracy	Blocking	Tackling
D. Klingler	7	QB	60	55	68	64	69	83	51	38
D. Fenner	44	RB	76	71	81	73	86	54	75	65
H. Green	28	RB	83	70	87	78	93	59	75	66
C. Pickens	80	WR	81	62	92	81	72	62	55	57
T. Krumrie	69	DL	51	87	62	41	38	21	66	82
J. Francis	50	LB	73	83	80	69	63	26	66	91
R. McDonald	56	LB	66	81	73	64	62	23	62	86
M. Brim	43	DL	78	69	83	74	60	43	58	78

## Cleveland Browns

Player	Number	Position	Agility	Strength	Speed	Hands	Rushing	Accuracy	Blocking	Tackling
B. Kosar	19	QB	32	60	28	66	25	91	49	42
E. Metcalf	21	RB	95	60	85	80	89	60	65	56
T. Vardell	44	RB	70	76	75	70	80	54	78	65
M. Jackson	81	WR	81	63	91	90	75	60	53	54
J. Ball	93	DL	55	97	59	54	51	18	64	90
M. Perry	92	DL	61	97	64	55	55	20	63	91
M. Johnson	59	LB	63	88	79	70	58	24	64	95
C. Matthews	57	LB	61	87	65	61	58	25	60	89

## Dallas Cowboys

Player	Number	Position	Agility	Strength	Speed	Hands	Rushing	Accuracy	Blocking	Tackling
T. Aikman	8	QB	60	68	68	65	75	92	61	58
E. Smith	22	RB	93	78	90	75	97	63	72	60
M. Irvin	88	WR	86	73	92	98	84	60	66	60
J. Novacek	84	TE	61	80	74	85	73	52	87	70
C. Haley	94	DL	68	90	67	57	50	19	65	84
R. Maryland	67	DL	70	91	68	55	51	18	66	86
K. Norton	51	LB	66	84	78	70	59	22	63	96
T. Everett	27	DB	71	74	78	69	73	34	62	82

## Denver Broncos

Player	Number	Position	Agility	Strength	Speed	Hands	Rushing	Accuracy	Blocking	Tackling
J. Elway	7	QB	75	70	65	65	74	88	50	40
R. Bernstine	33	RB	80	73	80	70	89	60	74	63
V. Johnson	82	WR	80	60	91	86	70	62	55	55
S. Sharpe	84	TE	78	70	88	89	74	58	72	60
M. Croel	51	LB	75	81	79	66	62	25	61	90
S. Fletcher	73	LB	70	82	77	67	60	25	62	89
K. Mecklenburg	77	LB	69	78	70	71	56	25	62	91
S. Atwater	27	DB	82	87	80	84	70	35	70	97

## Detroit Lions

Player	Number	Position	Agility	Strength	Speed	Hands	Rushing	Accuracy	Blocking	Tackling
R. Peete	9	QB	60	55	69	65	70	86	42	49
B. Sanders	20	RB	98	89	90	79	99	60	74	60
H. Moore	84	WR	83	72	93	91	84	61	62	63
B. Perriman	80	WR	82	62	92	82	76	62	57	56
C. Spielman	54	LB	68	89	71	63	63	24	61	88
P. Swilling	56	LB	88	83	85	72	68	26	62	93
B. Blades	36	DB	73	77	81	83	81	38	58	87
R. Crockett	39	DB	76	68	84	77	70	41	55	79

## Green Bay Packers

Player	Number	Position	Agility	Strength	Speed	Hands	Rushing	Accuracy	Blocking	Tackling
B. Favre	4	QB	70	65	73	69	70	90	48	42
M. Clayton	83	WR	90	63	91	98	88	60	58	57
S. Sharpe	84	WR	89	61	95	99	87	61	55	55
J. Harris	80	TE	71	80	71	83	73	45	81	66
R. White	92	DL	68	99	72	43	50	18	65	95
T. Bennett	90	LB	65	81	72	66	61	25	66	86
B. Noble	91	LB	64	83	71	67	60	23	64	86
T. Buckley	27	DB	78	66	89	80	82	39	56	73

## Indianapolis Colts

Player	Number	Position	Agility	Strength	Speed	Hands	Rushing	Accuracy	Blocking	Tackling
J. George	11	QB	60	70	65	80	65	85	50	40
R. Culver	35	RB	70	72	75	75	75	55	77	65
J. Hester	84	WR	80	60	92	80	70	60	55	55
R. Langhorne	85	WR	84	62	90	86	72	62	60	58
S. Emtman	90	DL	60	95	69	58	60	25	65	88
D. Bickett	50	LB	65	88	75	70	60	25	65	88
Q. Coryatt	55	LB	75	88	80	70	65	28	65	90
J. Herrod	54	LB	73	80	80	67	65	27	65	95

## Kansas City Chiefs

Player	Number	Position	Agility	Strength	Speed	Hands	Rushing	Accuracy	Blocking	Tackling
J. Montana	19	QB	62	51	51	67	53	99	30	39
H. Williams	44	RB	80	72	82	75	85	62	74	69
J. Birden	88	WR	86	58	93	81	71	60	53	55
W. Davis	84	WR	82	60	94	80	76	60	51	55
N. Smith	90	DL	80	90	72	50	51	18	67	93
D. Thomas	58	LB	69	80	79	65	63	24	60	89
A. Lewis	29	DB	75	67	89	80	70	40	55	77
C. Mincy	42	DB	71	81	78	75	68	31	55	82

## Houston Oilers

Player	Number	Position	Agility	Strength	Speed	Hands	Rushing	Accuracy	Blocking	Tackling
W. Moon	1	QB	51	50	59	68	61	98	33	33
L. White	44	RB	81	78	80	72	90	54	75	62
E. Givins	81	WR	86	80	95	91	88	60	53	51
H. Jeffires	84	WR	78	72	89	96	75	61	61	60
R. Childress	79	DL	61	91	63	51	50	18	63	94
A. Smith	54	LB	67	88	73	64	59	24	64	95
C. Dishman	28	DB	76	66	89	78	71	39	56	80
B. McDowell	25	DB	70	76	79	72	69	38	54	82

## Los Angeles Raiders

Player	Number	Position	Agility	Strength	Speed	Hands	Rushing	Accuracy	Blocking	Tackling
J. Hostetler	15	QB	69	65	70	65	78	95	51	40
T. Brown	81	WR	84	67	93	86	82	60	57	61
W. Gault	83	WR	81	63	92	81	73	60	55	57
E. Horton	88	TE	64	79	69	74	64	49	84	69
H. Long	75	DL	58	89	59	53	50	18	64	80
A. Smith	94	DL	65	89	64	51	52	20	62	86
G. Townsend	93	DL	60	85	65	50	50	20	65	80
E. Anderson	33	DB	70	79	76	69	71	30	61	86

## Los Angeles Rams

Player	Number	Position	Agility	Strength	Speed	Hands	Rushing	Accuracy	Blocking	Tackling
J. Everett	11	QB	60	55	65	65	65	88	50	40
J. Bettis	36	RB	81	75	81	75	87	60	74	68
W. Anderson	83	WR	81	63	91	92	73	60	55	58
H. Ellard	80	WR	80	60	88	88	71	59	55	55
S. Gilbert	90	DL	63	86	61	49	51	19	64	82
S. Conlan	56	LB	64	88	70	65	60	24	60	90
R. Phifer	58	LB	65	80	70	65	60	25	65	85
T. Lyght	41	DB	75	65	85	75	70	40	55	75

## Miami Dolphins

Player	Number	Position	Agility	Strength	Speed	Hands	Rushing	Accuracy	Blocking	Tackling
D. Marino	13	QB	70	70	60	68	67	91	40	30
K. Byars	41	RB	70	70	70	75	55	78	65	65
I. Fryar	80	WR	82	63	92	86	78	60	65	60
K. Jackson	88	TE	65	75	75	78	68	50	75	63
B. Cox	51	LB	65	73	77	70	55	20	60	82
J. Offerdahl	56	LB	69	78	70	71	56	25	62	88
L. Oliver	25	DB	82	87	80	84	70	35	70	97
J. Williams	25	DB	78	80	84	75	70	41	62	80

## Minnesota Vikings

Player	Number	Position	Agility	Strength	Speed	Hands	Rushing	Accuracy	Blocking	Tackling
B. Word	23	RB	81	66	83	69	88	62	71	60
A. Carter	81	WR	88	61	89	89	72	60	61	55
C. Carter	80	WR	87	65	90	87	73	59	60	54
S. Jordan	83	TE	68	80	71	83	71	42	81	62
C. Doleman	56	DL	72	85	77	52	49	20	60	87
J. Del Rio	55	LB	66	90	72	66	61	24	60	89
A. McMillian	26	DB	76	69	89	78	72	40	55	78
T. Scott	38	DB	70	75	75	70	70	35	60	80

## New Orleans Saints

Player	Number	Position	Agility	Strength	Speed	Hands	Rushing	Accuracy	Blocking	Tackling
W. Wilson	18	QB	60	55	65	65	65	87	50	39
B. Muster	22	RB	70	70	72	74	81	54	75	68
Q. Early	89	WR	85	65	94	85	74	60	56	51
E. Martin	84	WR	90	68	93	89	75	59	55	49
R. Jackson	57	LB	72	88	81	70	61	22	61	95
V. Johnson	53	LB	70	87	71	69	60	23	62	95
S. Mills	51	LB	84	86	75	71	60	24	64	95
R. Turnbull	97	LB	65	80	70	65	60	25	65	88

## New England Patriots

Player	Number	Position	Agility	Strength	Speed	Hands	Rushing	Accuracy	Blocking	Tackling
D. Bledsoe	11	QB	70	70	65	65	70	87	50	40
L. Russell	32	RB	80	73	82	72	87	60	73	63
G. McMurtry	86	WR	82	65	87	78	70	60	55	57
M. Cook	85	TE	60	75	68	80	66	48	80	67
V. Brown	59	LB	67	82	75	65	60	25	67	83
T. Collins	54	LB	65	80	70	65	60	25	65	85
A. Tippett	56	LB	68	85	75	67	62	27	65	90
R. Thompson	21	DB	70	75	75	70	70	35	60	80

## New York Giants

Player	Number	Position	Agility	Strength	Speed	Hands	Rushing	Accuracy	Blocking	Tackling
P. Simms	11	QB	51	55	59	65	59	95	44	39
R. Hampton	27	RB	88	72	81	72	91	61	72	73
D. Meggett	30	RB	91	68	83	79	85	60	69	68
M. Sherrard	88	WR	82	69	92	88	75	62	59	56
E. Howard	74	DL	63	86	61	49	51	21	67	81
M. Brooks	94	LB	68	82	70	64	58	26	66	86
L. Taylor	56	LB	75	90	79	68	60	27	65	95
M. Collins	25	DB	76	66	86	74	71	42	58	78

## New York Jets

Player	Number	Position	Agility	Strength	Speed	Hands	Rushing	Accuracy	Blocking	Tackling
B. Esiason	7	QB	65	67	62	67	66	88	50	40
J. Johnson	39	RB	80	73	81	80	88	60	74	63
C. Burkett	87	WR	78	65	88	81	74	60	55	55
R. Moore	85	WR	80	65	93	87	78	65	55	55
J. Lageman	56	DL	67	81	70	65	48	21	64	86
K. Clifton	59	LB	65	85	80	70	65	29	65	87
J. Hasty	40	DB	75	79	80	75	71	40	60	82
R. Lott	42	DB	72	84	76	78	70	35	68	91

## Philadelphia Eagles

Player	Number	Position	Agility	Strength	Speed	Hands	Rushing	Accuracy	Blocking	Tackling
R. Cunningham	12	QB	91	75	85	80	83	88	75	61
H. Walker	34	RB	82	72	90	69	86	58	70	63
F. Barnett	86	WR	84	80	96	89	79	62	65	60
C. Williams	89	WR	82	68	88	87	78	62	60	56
T. Harris	97	DL	65	84	82	58	57	21	61	90
C. Simmons	96	DL	68	95	72	49	51	20	67	94
S. Joyner	59	LB	68	86	75	78	61	26	68	96
E. Allen	21	DB	79	72	90	84	79	38	56	83

## Phoenix Cardinals

Player	Number	Position	Agility	Strength	Speed	Hands	Rushing	Accuracy	Blocking	Tackling
S. Beuerlein	7	QB	62	58	66	65	70	85	48	41
G. Hearst	23	RB	86	69	83	75	93	60	70	60
G. Clark	84	WR	90	62	93	95	84	62	48	50
R. Proehl	87	WR	80	60	90	80	70	60	55	55
E. Swann	98	DL	63	89	61	50	48	18	66	86
K. Harvey	56	LB	69	85	71	67	60	19	66	89
C. Cecil	26	DB	70	75	75	70	70	35	60	80
R. Massey	40	DB	81	69	91	88	84	31	70	83



## Pittsburgh Steelers

Player	Number	Position	Agility	Strength	Speed	Hands	Rushing	Accuracy	Blocking	Tackling
N. O'Donnell	14	QB	72	70	62	65	69	86	50	40
B. Foster	29	RB	80	69	76	70	87	62	70	60
D. Stone	20	WR	82	62	91	83	70	59	60	54
E. Green	86	TE	62	82	70	75	62	50	84	67
K. Greene	91	LB	67	88	80	68	60	24	63	93
G. Lloyd	95	LB	64	82	70	63	59	26	63	86
D. Figures	21	DB	75	65	85	75	70	40	55	75
R. Woodson	26	DB	79	71	90	81	80	39	56	85

## San Diego Chargers

Player	Number	Position	Agility	Strength	Speed	Hands	Rushing	Accuracy	Blocking	Tackling
S. Humphries	12	QB	60	55	65	65	65	87	50	40
M. Butts	35	RB	81	70	80	70	92	52	77	65
R. Harmon	33	RB	91	66	86	86	91	68	69	60
A. Miller	83	WR	80	62	93	88	75	61	51	53
B. Grossman	92	DL	60	86	61	49	50	19	65	83
L. O'Neal	91	DL	71	90	64	52	47	21	66	92
J. Seau	55	LB	78	90	81	69	69	26	69	95
F. Fields	26	DB	70	75	75	70	70	35	60	80

## Seattle Seahawks

Player	Number	Position	Agility	Strength	Speed	Hands	Rushing	Accuracy	Blocking	Tackling
C. Warren	42	RB	80	65	88	70	77	61	70	61
J.L. Williams	32	RB	70	79	69	70	82	56	75	51
B. Blades	89	WR	84	59	91	81	73	59	53	54
K. Martin	84	WR	80	60	92	80	76	60	55	55
J. Bryant	77	DL	60	86	61	53	49	19	65	85
C. Kennedy	96	DL	58	93	65	49	45	15	68	92
R. Porter	97	LB	75	82	83	70	63	20	61	88
E. Robinson	41	DB	70	75	75	70	70	35	60	80

## San Francisco 49ers

Player	Number	Position	Agility	Strength	Speed	Hands	Rushing	Accuracy	Blocking	Tackling
S. Young	8	QB	76	68	78	70	85	91	69	65
R. Watters	32	RB	82	67	85	75	90	60	71	60
J. Rice	80	WR	86	75	90	95	90	58	56	57
B. Jones	84	TE	60	80	63	89	68	42	89	61
K. Fagan	75	DL	61	91	60	51	50	19	67	82
M. Walter	99	LB	63	81	73	61	61	24	68	89
D. Griffin	29	DB	76	66	85	76	71	41	56	76
T. McDonald	46	DB	78	81	82	79	71	35	61	87

## Tampa Bay Buccaneers

Player	Number	Position	Agility	Strength	Speed	Hands	Rushing	Accuracy	Blocking	Tackling
S. DeBerg	17	QB	42	50	51	69	50	96	30	20
R. Cobb	34	RB	85	70	85	71	91	60	70	59
L. Dawsey	80	WR	80	61	92	84	81	61	56	55
R. Hall	82	TE	62	80	68	78	61	41	84	61
S. Dotson	71	DL	64	89	64	49	51	20	62	84
H. Nickerson	56	LB	66	83	73	64	60	24	62	91
B. Thomas	51	LB	72	81	81	71	61	26	62	88
M. Mayhew	35	DB	76	72	84	81	70	41	56	78

## Washington Redskins

Player	Number	Position	Agility	Strength	Speed	Hands	Rushing	Accuracy	Blocking	Tackling
M. Rypien	11	QB	51	61	63	69	62	93	50	40
E. Byner	21	RB	75	73	79	75	84	68	78	68
R. Ervins	32	RB	80	65	80	70	85	60	70	60
R. Sanders	83	WR	85	58	96	82	71	60	48	49
C. Mann	71	DL	69	88	72	48	50	18	66	92
C. Banks	58	LB	65	80	70	65	60	25	65	85
A. Collins	55	LB	66	81	70	62	60	27	64	88
D. Green	28	DB	88	66	98	90	84	39	56	76

## The Front Office

<b>Developer:</b>	Blue Sky Software
<b>Producer:</b>	Chris Smith
<b>Programming Team:</b>	Kevin Baca Brian Belfield Dave Cartt Keith Freiheit Rich Karpp Bryan Kiss
<b>Art Director:</b>	Dana Christianson
<b>Art Team:</b>	Mark Dobratz Jerry Huber Drew Krevi Amber Long Kevin McMahon Chuck Osieja John Seidel Scott Seidel
<b>Sounds &amp; Music:</b>	Sam Powell
<b>SportsTalk:</b>	Allen Maynard Joe Shands
<b>Voice:</b>	Lon Simmons
<b>Lead Tester:</b>	Gerald DeYoung
<b>Lieutenants:</b>	Marc Dawson Atom Ellis

## Additional Testers:

Emily Albertson	Renato Alferez
John Amirkhan	Dusty Bedford
Mike Bench	Steve Bourdet
Dan Caraballo	Harry Chavez
Glen Cureton	Chris Cutliff
Brian Dawson	Aron Drayer
Eric Fong	Ivan Foong
Jason Friedman	Richard Gangwish
Mike Gilmartin	Roman Greco
Rick Greer	Randal Hauser
Keith Higashihara	Chris Hudak
Tony Hursh	John Jansen
Lawrence Jeung	Tracy Johnson
Vasily Lewis	Jeff Loney
Simon Lu	Anthony Lynch
Dermot Lyons	Mike Madden
Greg Marowitz	Jim McCarthy
Todd Morgan	Ted Norton
Vincent Nason	Lance Nelson
Michael Palser	Dave Perkingson
Kirk Rogers	Matt Rosaaen
Sam Saliba	Bruno Sarret
Kevin Seiter	Timothy Spengler
Terry Thomas	Jeffrey Todd
Matt Underwood	Greg Vogt
Paul Walker	Ari Warner
David Woof	

**Marketing:** Doug Rebert  
**Manual:** Mike Yoffie  
**Special thanks:** George deGolian  
Kelly Ryan  
George Kiss  
Wayne Townsend  
Steve Patterson  
Tom Walsh  
Scott Rohde  
Norman Wood

### Handling Your Cartridge

- The Sega Genesis Cartridge is intended for use exclusively with the Sega Genesis System.
- Do not bend it, crush it or submerge it in liquids.
- Do not leave it in direct sunlight or near a radiator or other source of heat.
- Be sure to take an occasional break during extended play to rest yourself and the Sega Cartridge.

---

## Limited Warranty

Sega of America, Inc., warrants to the original consumer purchaser that the Sega Genesis Cartridge shall be free from defects in material and workmanship for a period of 90 days from the date of purchase. If a defect covered by this limited warranty occurs during this 90-day warranty period, Sega will repair or replace the defective cartridge or component part, at its option, free of charge. This limited warranty does not apply if the defects have been caused by negligence, accident, unreasonable use, modification, tampering or any other causes not related to defective materials or workmanship. To receive warranty service, call the Sega Consumer Service Department at: 1-800-USA-SEGA.

To receive Canadian warranty service, call the Sega Canadian Consumer Service Department at: 1-800-872-7342.

DO NOT RETURN YOUR SEGA GENESIS CARTRIDGE TO YOUR RETAIL SELLER. Return the cartridge to Sega Consumer Service. Please call first for further information. If the Sega technician is unable to solve the problem by phone, he or she will provide you with instructions on returning your defective cartridge to us. The cost of returning the cartridge to Sega's Service Center shall be paid by the purchaser.

### Repairs after Expiration of Warranty

If your Sega Genesis Cartridge requires repairs after termination of the 90-day limited warranty period, you may contact the Sega Consumer Service Department at the number listed above. If the technician is unable to solve the problem by phone, he or she will advise you of the estimated cost of repair. If you elect to have the repair done, you will need to return the defective merchandise, freight prepaid and insured against loss or damage, to Sega's Service Center with an enclosed check or money order payable to Sega of America, Inc., for the amount of the cost estimate provided to you by the technician. If, after inspection, it is determined that your cartridge cannot be repaired, it will be returned to you and your payment will be refunded.

### Limitations on Warranty

Any applicable implied warranties, including warranties of merchantability and fitness for a particular purpose, are hereby limited to 90 days from the date of purchase and are subject to the conditions set forth herein. In no event shall Sega of America, Inc., be liable for consequential or incidental damages resulting from the breach of any express or implied warranties. The provisions of this limited warranty are valid in the United States only. Some states do not allow limitations on how long an implied warranty lasts, or exclusion of consequential or incidental damages, so the above limitation or exclusion may not apply to you. This warranty provides you with specific legal rights. You may have other rights which vary from state to state.

---

# SEGA<sup>TM</sup> SPORTS

Creating the Most Fun  
& Realistic Sports Games Today!

## GENESIS<sup>TM</sup>

### WORLD SERIES<sup>®</sup> BASEBALL



AVAILABLE WINTER '93

### NFL FOOTBALL '94 STARRING JOE MONTANA



AVAILABLE X-MAS '93

### NBA ACTION<sup>™</sup>'94



AVAILABLE WINTER '93

### GREATEST HEAVYWEIGHTS<sup>™</sup>



AVAILABLE X-MAS '93

### WIMBLEDON CHAMPIONSHIP TENNIS<sup>™</sup>



AVAILABLE FALL '93

## SEGA CD<sup>™</sup>

### JOE MONTANA'S NFL FOOTBALL<sup>™</sup>



AVAILABLE FALL '93

### NFL'S GREATEST: SAN FRANCISCO VS. DALLAS<sup>™</sup>



AVAILABLE FALL '93

### WORLD SERIES<sup>®</sup> BASEBALL



AVAILABLE SPRING '93

Sega, Genesis, Sega CD, and all game names are trademarks of SEGA. The World Series is a trademark owned by Major League Baseball and may not be reproduced without written consent. MLBPA logo © MLBPA USA. NBA ACTION is a trademark of NBA Properties Inc. and may not be used without the prior written consent of NBA Properties, Inc. The NFL logo is a registered trademark of the NFL. Wimbledon is a trademark used under license by the All England Lawn Tennis and Croquet Club. Wimbledon.

© 1993 SEGA, 3275 Arden Road, Hayward, CA 94545. All rights reserved.

670-3996