

SEGA™ TEAM PLAYER™

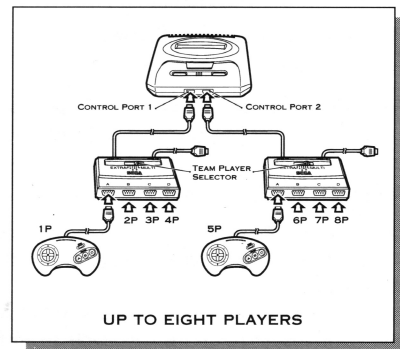
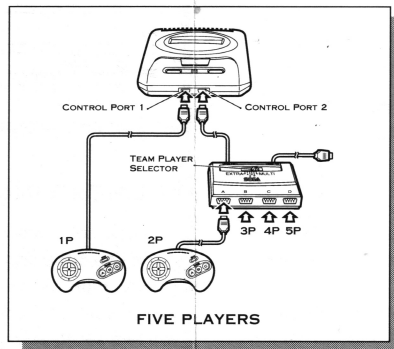
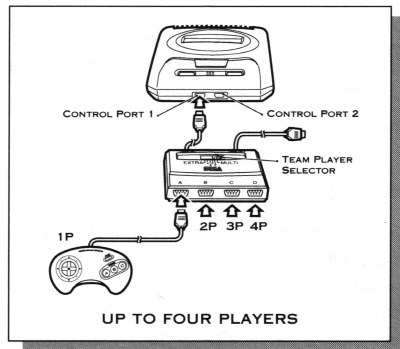


FOR GAMES WITH THE TEAM PLAYER LOGO

1. Connect the left cable of the Team Player to Control Port 1 of your Genesis™ or Genesis CDX™. Leave the right cable hanging loose — games may not function correctly if the right cable is connected to Control Port 2.
2. Connect one or more Genesis Control Pads to the Team Player. You can also connect Genesis peripherals such as the 6 Button Arcade Stick™, the 6 Button Arcade Pad™ and Mega Mouse™ (all sold separately) to the Team Player.
3. To play a game with five players, connect a control pad to Control Port 1 of your Genesis, and the Team Player to Control Port 2. To play a game with more than five players, connect another Team Player to Control Port 2 of your Genesis.

Note: Some Team Player compatible games will require the Team Player to be connected differently. If a different connection is required, the game will graphically show you how to set it up. (The Team Player displayed on your screen may not show a second cable.)

- Do not connect one Team Player to another Team Player.
- Do not remove control pads from the Team Player during game play.




FOR THREE PLAYERS OR MORE.

Set the Team Player Selector to MULTI.

FOR ONE OR TWO PLAYERS.

Set the Team Player Selector to EXTRA. Connect Player 1's control pad to Control Port A. Connect Player 2's control pad to Control Port B.



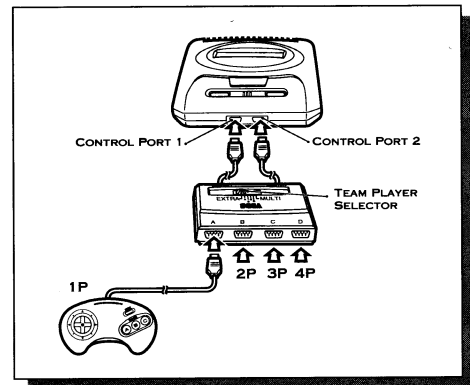
Note: Do not change the Team Player Selector setting during game play.

FOR MULTI-PLAYER GAMES WITHOUT THE TEAM PLAYER LOGO

1. Connect the left cable of the Team Player to Control Port 1, and the right cable of the Team Player to Control Port 2 of your Genesis™ or Genesis CDX™. Games may not function properly if the left and right cables are incorrectly connected.
2. Connect one or more Genesis Control Pads to the Team Player. You can also connect other Sega controllers such as the 6 Button Arcade Stick™ and the 6 Button Arcade Pad™ (all sold separately) to the Team Player. Note that the Mega Mouse is not compatible with games without the Mega Mouse logo.

Note: If you use the 6 Button Arcade Stick or the 6 Button Arcade Pad together with non-compatible pads, problems may arise during game play. If this happens, reset the Genesis while pressing the Mode button on the 6 Button Arcade Stick or the 6 Button Arcade Pad to change these pads to their 3 button mode.

- Do not connect one Team Player to another Team Player.
- Do not remove control pads from the Team Player during game play.

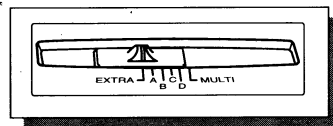


FOR UP TO FOUR PLAYERS

Set the Team Player Selector to EXTRA.

FOR ONE OR TWO PLAYERS.

Set the Team Player to EXTRA. Connect Player 1's control pad to Control Port A. Connect Player 2's control pad to Control Port B.



Note: Do not change the Team Player Selector setting during game play.

STARTING THE GAME

Upon start up, Team Player compatible software recognizes that a Team Player is connected. Simply follow the software directions to select options and start the game.

Note: Use two Genesis Control Pad Extension Cords (sold separately) to extend the Team Player controller cables by an additional 6 feet.

IDENTIFYING CONTROL PADS

You can color match the control ports on your Team Player and the control pads you are using with the supplied stickers. You have a choice of red, yellow, blue, white or red-and-white striped stickers. Place one round sticker above each of the four control ports on the Team Player. Then attach one of the two same-colored sticker strips to each cable end for each control pad you connect to the Team Player.

WARNING

Operates only with NTSC televisions, Genesis, and Sega CD systems purchased in North and South America (except Argentina, Paraguay and Uruguay). Will not operate with any other televisions, Genesis or Sega CD system.

If you would like technical assistance for any Sega product, please call our Customer Service number: 1-800-USA-SEGA.

Sega, Team Player, Genesis, Genesis CDX, 6 Button Arcade Stick, 6 Button Arcade Pad, and Mega Mouse are trademarks of SEGA. ©1994 SEGA, 3335 Arden Road, Hayward, CA 94545. All rights reserved. <670-5175>