



US00D377198S

United States Patent [19]

Oikawa et al.

[11] Patent Number: **Des. 377,198**

[45] Date of Patent: ****Jan. 7, 1997**

[54] **CONTROLLER FOR VIDEO GAME MACHINE**

[75] Inventors: **Akitoshi Oikawa; Atsushi Ichijou; Kunisoburou Uemura; Hiroshi Ohta**, all of Tokyo, Japan

[73] Assignee: **Sega Enterprises, Ltd.**, Tokyo, Japan

[**] Term: **14 Years**

[21] Appl. No.: **51,433**

[22] Filed: **Mar. 11, 1996**

[30] Foreign Application Priority Data

Sep. 13, 1995 [JP] Japan 7-27018

[52] U.S. Cl. **D21/48**

[58] Field of Search D21/1, 13, 48; 463/30-36, 46, 47, 43; 273/148 B

[56] References Cited

U.S. PATENT DOCUMENTS

- D. 345,994 4/1994 Shian D21/48
- D. 353,409 12/1994 Obata D21/48
- D. 354,523 1/1995 Hiraoka et al. D21/48

- D. 354,993 1/1995 Morrison et al. D21/48
- 5,052,685 10/1991 Lowe et al. 463/35
- 5,207,426 5/1993 Inoue et al. 463/36

OTHER PUBLICATIONS

- HongKong Enterprise, Oct. 1992, p. 363.
- HongKong Enterprise, Oct. 1990, p. 813.
- PlayThing, Sep. 1988, p. 49, top right of the page.

Primary Examiner—Prabhakar G. Deshmukh
Attorney, Agent, or Firm—Michael N. Meller

[57] CLAIM

The ornamental design for a controller for video game machine, as shown and described.

DESCRIPTION

FIG. 1 is a perspective view of a controller for video game controller showing our new design; FIG. 2 is a front view thereof; FIG. 3 is a rear view thereof; FIG. 4 is a top view thereof; FIG. 5 is a bottom view thereof; and, FIG. 6 is a right side view thereof, the left side view being a mirror image of the right side.

1 Claim, 3 Drawing Sheets

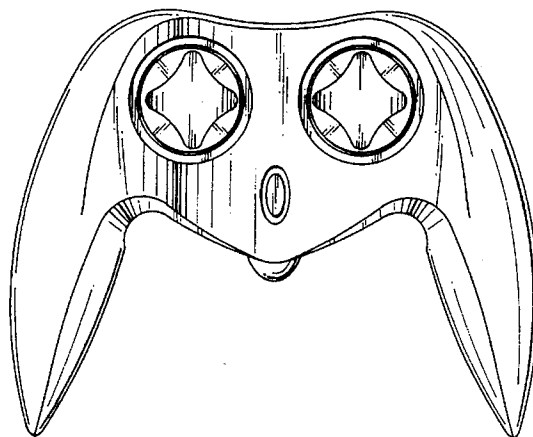
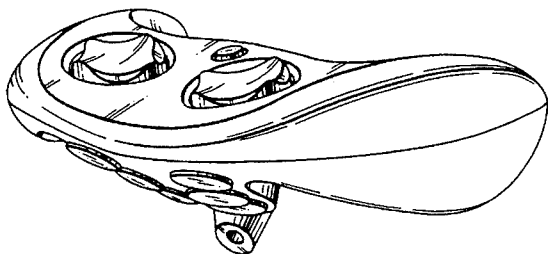


FIG. 1

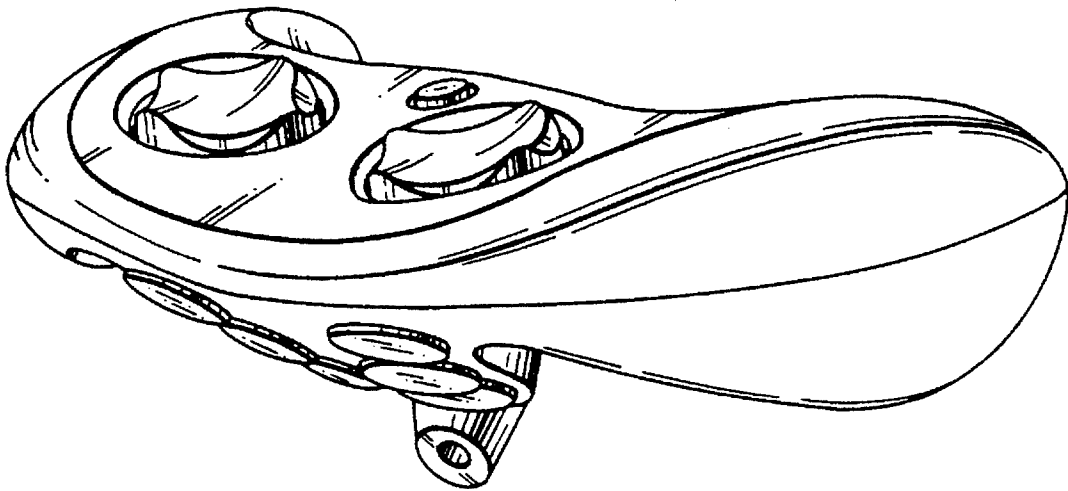


FIG. 2

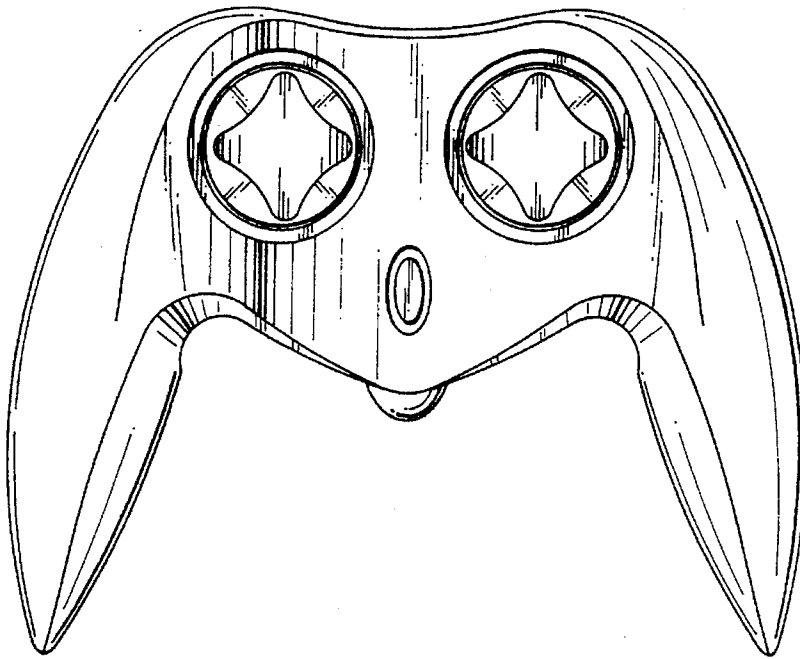


FIG. 3

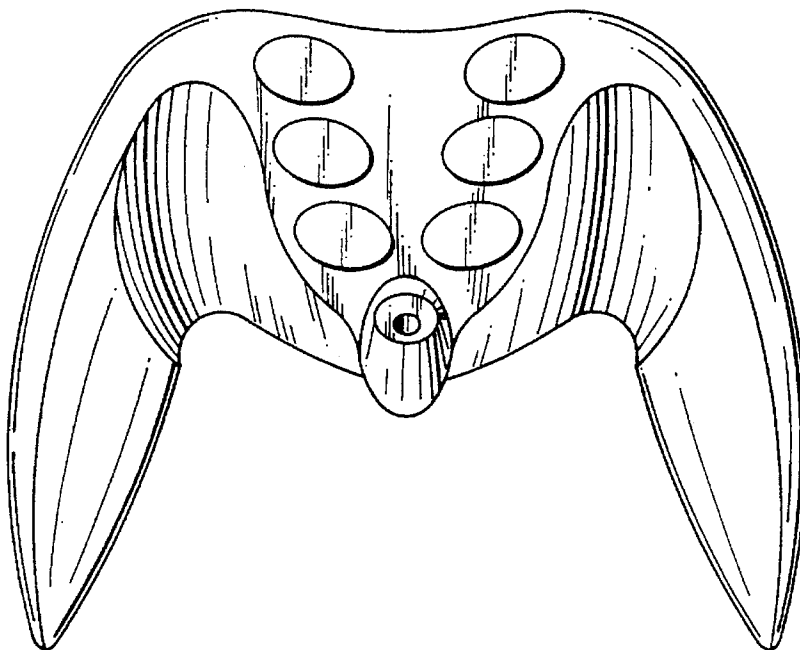


FIG. 4

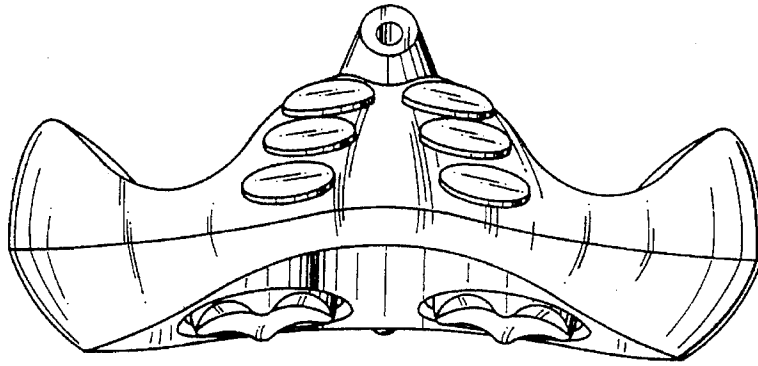


FIG. 5

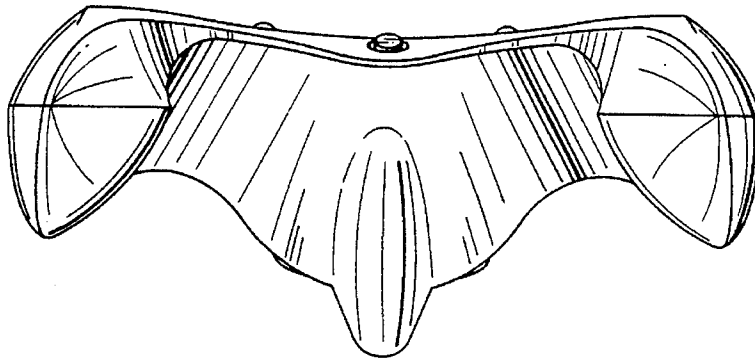


FIG. 6

