



SEGA OF AMERICA, INC.
Consumer Products Division

Retx Sabio

32X
Development Equipment
and
Materials Menu

Doc. # MAR-45-081594

© 1994 SEGA. All Rights Reserved.

32X Development Equipment Menu

Included below is a collection of equipment required in 32X development software. A description of each product is included to place orders.

32X Targets

Sega 32X Development Target Ver. 2.0	835-10919-02	NTSC setting at shipment. 68000 CPU and Z80 CPU are already mounted in sockets. Both the SH2 CPU master and slave are not mounted. PAL crystal set has the same packaging. Dimensions: 436W X 336D X 110H Weight: 4.5 Kg
SH2 CPU mini-board	171-6692D	Included in the Sega 32X Development target is the easily installed and removed exclusive power supply cable for the connector connection. (AMP) 173977-4 ↔ (AMP) 173977-4
Power cable for SH2 CPU mini-board		Exclusive power supply cable when using the SH2 CPU mini-board. Above accessory parts. Connector format: (AMP) 173977-4 ↔ (AMP) 173977-4.
Power cable for SH2 EVA-board		Exclusive power supply cable when using the SH2 EVA-board. Connector format: (AMP) 173977-4 ↔ (JAE) IL-G-4S-S3C2.

Memory Board

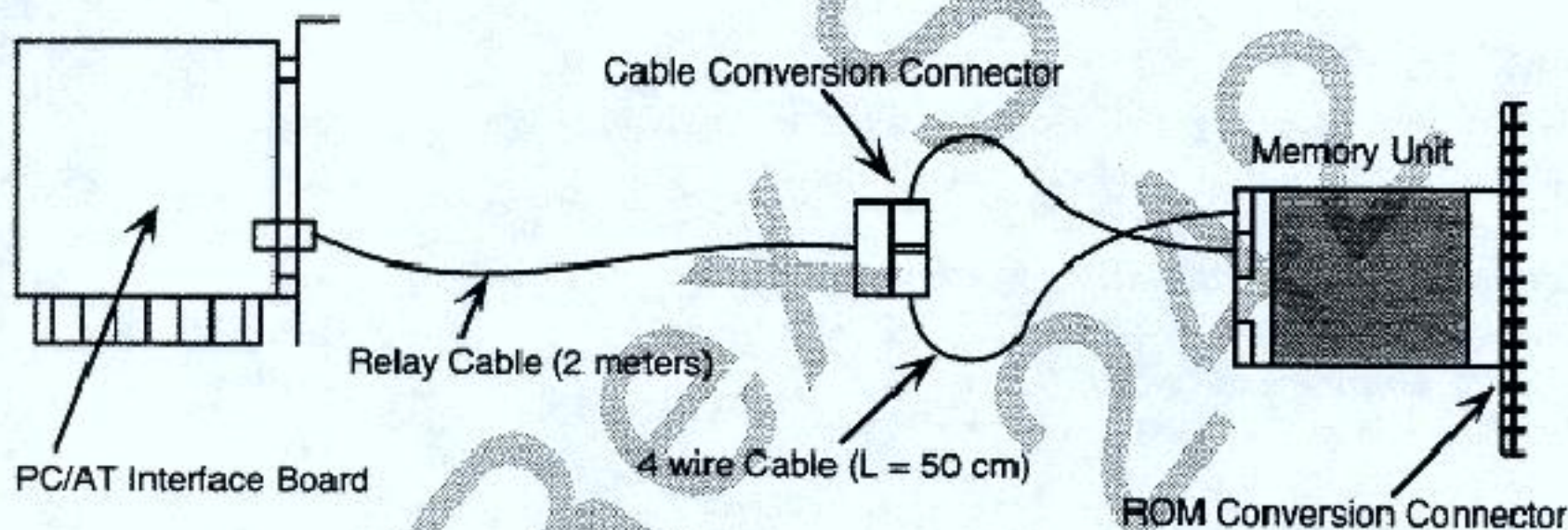
RAM Board	837-11068	Has a 32 Mbit SRAM, battery backup RAM 256 Kbit. Corresponds to bank (new specifications)
ROM Board	837-11069	32 Mbit ROM board (4 Mbits X 8) for 32 pin chip. Corresponds to bank, includes 256 Kbit battery backup RAM (new specifications). Example of chip used: uPD27C4001DZ-15 (access time $T \leq 150$ ns).
	837-11070	32 Mbit / 64 Mbit ROM board (8 Mbits X 4 / 16 Mbit X 4) for 42 pin chip Corresponds to bank, includes 256 Kbit battery backup RAM (new specifications) Example of chip used: 8 Mbit TC578200D-150 (access time $T \leq 150$ ns) 16 Mbit TC5716200D-150 (access time $T \leq 150$ ns)

ROM Emulator

PC/AT Interface Board	171-6681A	Inserted in PC/AT expansion slot, this interface board (with exclusive software) is for sending data to the memory unit. Includes 4 cable conversion connectors (171-6682A).
Memory Unit	834-8627	RAM unit with a 16 Mbit capacity. Can be set using 1 Mbit, 4 Mbit, 8 Mbit, and 16 Mbit ROM.
Cartridge Adapter	837-10391A	Inserted in cartridge slot, this adapter bank functions as a ROM board and includes a 256 Kbit battery backup RAM.
Relay Cable		Connecting cable between PC/AT and ROM emulator (mini DIN ↔ mini DIN, L=2 m). Specifically, this cable connects to the PC/AT interface board and cable conversion connector.
4-wire Cable	600-0179-500	Mainly for connecting the cable conversion connector and memory unit (L = 50 cm).
	600-0179-100	Mainly for connecting between memory units (L = 10 cm).
ROM Conversion Adapter 32 pin	837-8630	32 Pin ROM PIN (ROM writer)
ROM Conversion Adapter 40 pin	837-9224	40 Pin ROM PIN (ROM writer)
ROM Conversion Adapter 42 pin	837-8631	42 Pin ROM PIN (ROM writer)

Matching Example

A. When there is one memory unit:



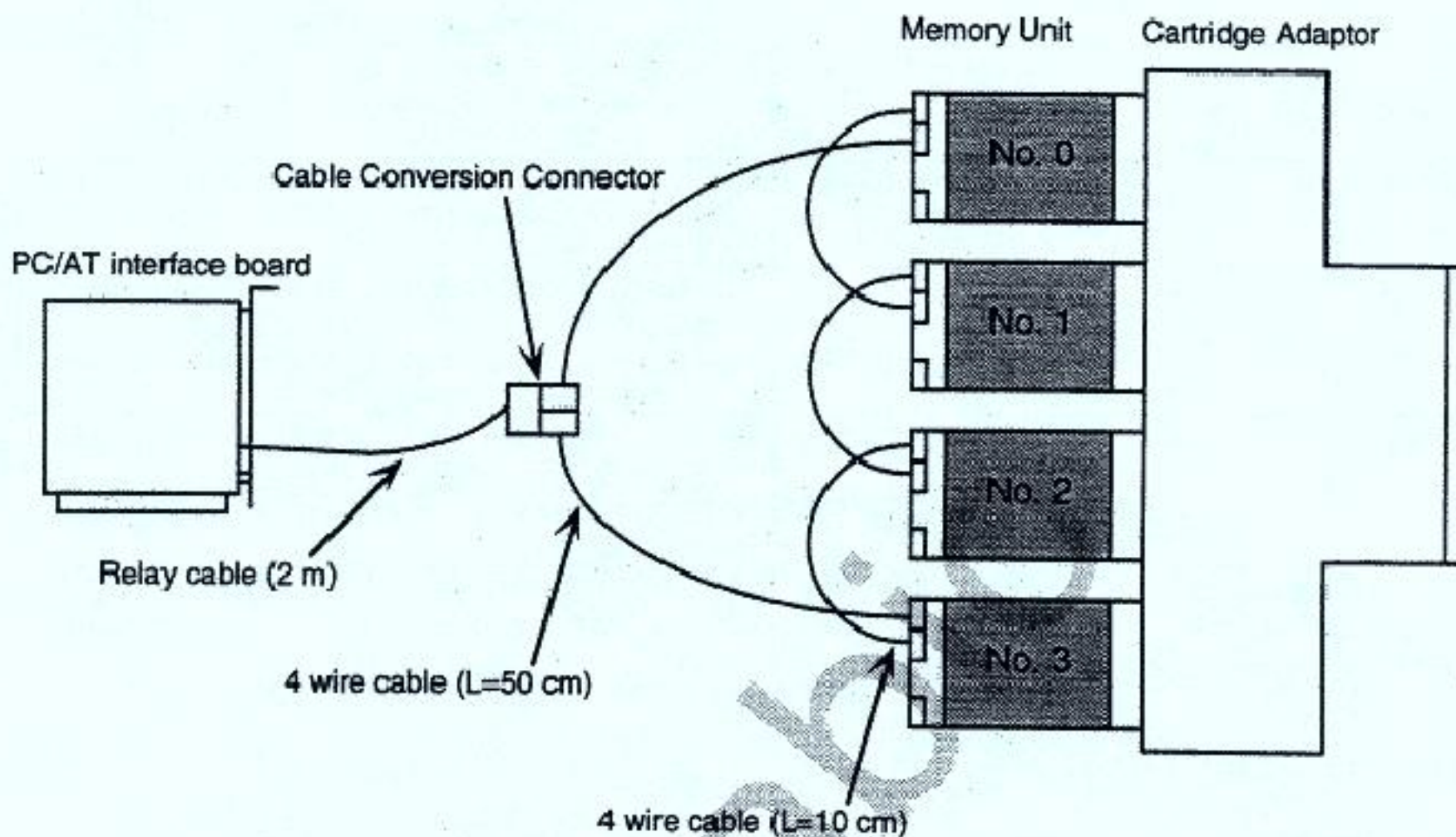
Required Equipment

- PC/AT Interface Board 171-6681A (with exclusive software) 1 set
- four cable conversion connectors (171-6682A) 1 set
- Memory Unit 834-8627 1 unit
- Relay Cable (mini DIN ↔ mini DIN, L = 2 meters) 1 cable
- 4 Wire Cable 600-0179-500 2 cables
- ROM Conversion Adapter 1 cable

(select those with required number of pins)



B. When using the cartridge adapter with four memory units:



Required Equipment

- | | |
|---|-----------|
| • PC/AT Interface Board 171-6681A (with exclusive software) | 1 set |
| • four cable conversion connectors (171-6682A) | 1 set |
| • Memory Unit 834-8627 | 4 units |
| • Cartridge Adapter 837-10391A | 1 adapter |
| • Relay Cable (mini DIN ↔ mini DIN, L = 2 meters) | 1 cable |
| • 4 Wire Cable 600-0179-500 | 2 cables |
| • 4 Wire Cable 600-0179-100 | 3 cables |



Address Checker

When accessing an area whose use is not permitted by a game program, the board halts the CPU and shows the address and data information at that time.

Use with Mega Drive	837-8828-MD	Connects to the 68000 CPU socket of the Sega 32X Development Target and includes an available 64 pin socket adapter.
Use with Mega CD	837-8828-CD	Connects to the 68000 CPU socket of the Mega-CD interface board and includes an available 64 pin socket adapter.

Note: The same type is used for the Mega Drive and Mega CD; however, the built-in gate array is different.

Other Equipment

AV Cable	600-5098-01	DIN plug ↔ PIN plug
	600-6187	mini DIN plug ↔ PIN plug
6 button pad	SJ-6000	6 button control pad
AC Adapter	SA-160A	Output DC 9V 1.2 A 
	SA-190	Output DC 10V 850 mA 

Rex Saio 242

