



US00D381009S

United States Patent [19]

Nagata

[11] Patent Number: **Des. 381,009**

[45] Date of Patent: ****Jul. 15, 1997**

[54] **REMOTE CONTROLLER FOR SOUND EFFECTS**

D. 357,919 5/1995 Tsui D13/168 X
5,416,730 5/1995 Lookofsky 361/680 X

[75] Inventor: **Eiro Nagata**, Tokyo, Japan

[73] Assignee: **Sega Enterprises, Ltd.**, Tokyo, Japan

[**] Term: **14 Years**

Primary Examiner—A. Hugo Word
Assistant Examiner—Lavone D. Tabor
Attorney, Agent, or Firm—Michael N. Meller

[21] Appl. No.: **47,318**

[22] Filed: **Nov. 30, 1995**

[57] **CLAIM**

The ornamental design for a remote controller for sound effects, as shown and described.

[30] **Foreign Application Priority Data**

DESCRIPTION

Jun. 1, 1995 [JP] Japan 7-15533

FIG. 1 is a front view of a remote controller for sound effects showing my new design;

[51] **LOC (6) Cl.** **13-03**

FIG. 2 is a rear view thereof;

[52] **U.S. Cl.** **D13/168; D10/106**

FIG. 3 is a top view thereof;

[58] **Field of Search** **D13/168; D14/217, D14/218; D10/104, 106; D21/48, 141.1; 340/825.69, 825.72; 348/734; 361/680; 455/151.1, 151.2, 352**

FIG. 4 is a bottom view thereof;

FIG. 5 is a left side view thereof; and,

FIG. 6 is a right side view thereof.

[56] **References Cited**

U.S. PATENT DOCUMENTS

D. 342,740 12/1993 Parker D14/218

1 Claim, 1 Drawing Sheet

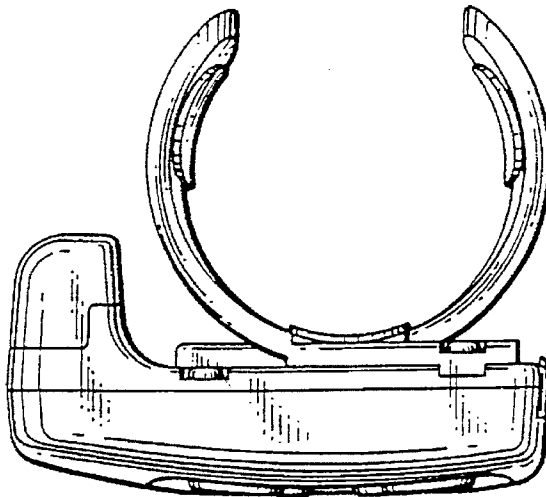
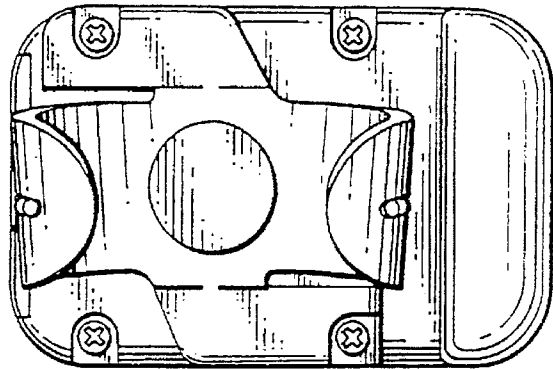
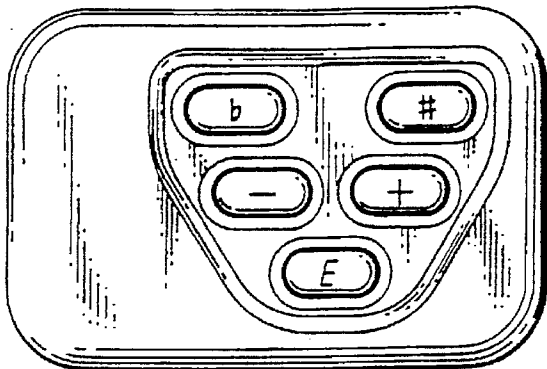


FIG. 1

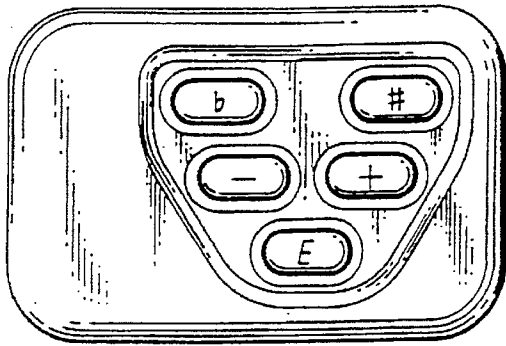


FIG. 2

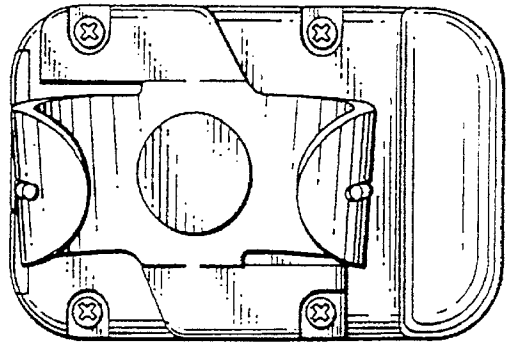


FIG. 3

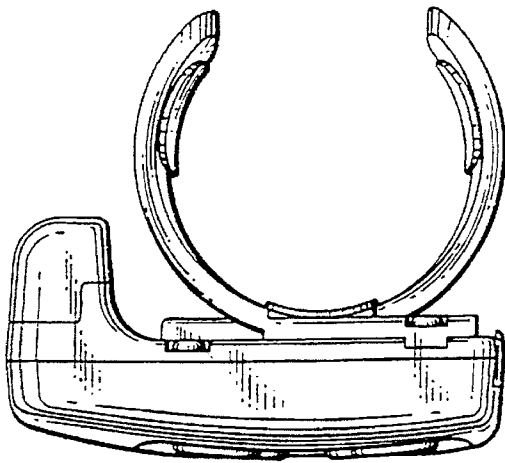


FIG. 4

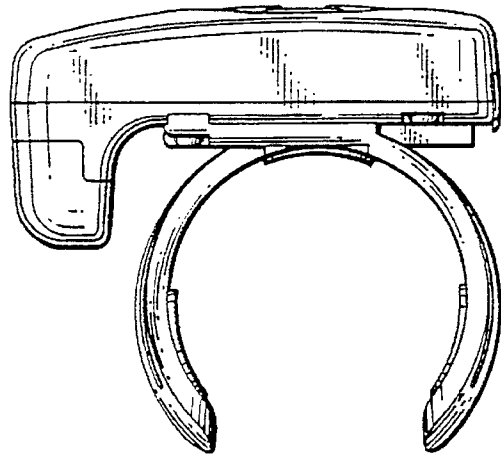


FIG. 5

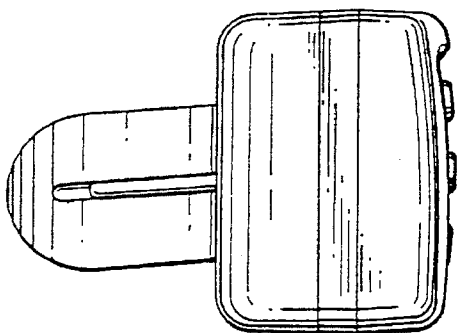


FIG. 6

